

Huawei S5720I-SI Series Switches Datasheet



S5720I-SI Series Switches

Product Overview

Huawei S5720I-SI series switches (S5720I-SI for short) are next-generation standard Layer 3 gigabit switches that provide flexible all-gigabit access and 10GE uplink ports. There are two types of models for S5720I-SI: extended-temperature models ideal for installation in outdoor cabinets and SmartX models designed for installation on outdoor poles or walls.



Extended-temperature switches are available in four models: S5720I-12X-SI-AC, S5720I-12X-PWH-SI-DC, S5720I-28X-SI-AC, and S5720I-28X-PWH-SI-AC. They have an industrial-grade operating temperature range as well as professional outdoor surge protection to withstand harsh outdoor cabinet environments. As such, they can be widely used in access scenarios such as Safe City and Ethernet to the x (ETTx).




The SmartX model number is S5720I-10X-PWH-SI-AC. It achieves an all-in-one outdoor video access point by integrating multiple modules, including an extended-temperature switch, surge protector, multi-channel power output, fiber splice tray, protection shell, and mechanical lock onto a single device. S5720I-10X-PWH-SI-AC has an industrial-grade operating temperature range as well as professional outdoor surge protection. It is also IP65-rated and has an anti-salt spray design. All these features make it ideal for outdoor environments with harsh weather conditions.

Product Overview

Product Models

The following models are available in the S5720I-SI series.

Appearance	Description
 S5720I-10X-PWH-SI-AC	<ul style="list-style-type: none">• All-in-one model by integrating multiple modules, such as protection shell, built-in surge protector, fiber splice tray, multi-channel power output• 8 Ethernet 10/100/1000Base-T ports, 4 10 Gig SFP+ ports• PoE++• IP65• Salt spray resistance• Fixed AC power supply• Forwarding performance: 42 Mpps• Switching capacity: 168 Gbit/s• Operating temperature: -40°C to +55°C
 S5720I-12X-SI-AC	<ul style="list-style-type: none">• 8 Ethernet 10/100/1000Base-T ports, 4 10 Gig SFP+ ports• 2 monitor input ports• Fixed AC power supply• Forwarding performance: 72 Mpps• Switching capacity: 336 Gbit/s• Operating temperature: -40°C to +75°C

Appearance	Description
 <p>S5720I-12X-PWH-SI-DC</p>	<ul style="list-style-type: none"> • 8 Ethernet 10/100/1000Base-T ports, 4 10 Gig SFP+ ports • 2 monitor input ports • -50- -56V DC input or optional power supply • PoE++ • Forwarding performance: 72 Mpps • Switching capacity: 336 Gbit/s • Operating temperature: -40°C to +75°C
 <p>S5720I-28X-SI-AC</p>	<ul style="list-style-type: none"> • 24 Ethernet 10/100/1000Base-T ports, 4 10 Gig SFP+ ports • 2 monitor input ports • Fixed dual AC power supply • Forwarding performance: 96 Mpps • Switching capacity: 336 Gbit/s • Operating temperature: -40°C to +65°C
 <p>S5720I-28X-PWH-SI-AC</p>	<ul style="list-style-type: none"> • 24 Ethernet 10/100/1000Base-T ports, 4 10 Gig SFP+ ports • 2 monitor input ports • Fixed dual AC power supply • PoE++ • Forwarding performance: 96 Mpps • Switching capacity: 336 Gbit/s • Operating temperature: -40°C to +65°C

Fan Module

The S5720I-SI has a built-in heat dissipation system. Customers do not need to purchase fan module.

Power Supply

The following power models are available in the S5720I-SI series.

Power Model	Name	Applied Switch Model (S5720I-SI)
PAC-260WA-E	260W AC power module (black)	S5720I-12X-PWH-SI-DC
PAC240S56-CN	240W AC/DC power module	S5720I-12X-PWH-SI-DC

The S5720I-12X-PWH-SI-DC need DC power input by default. The customer need to provide power supply or purchase PAC-260WA-E. If customers use a 48 V non-isolated power supply, they must use APs and cameras that support an isolated power supply. If customers use an isolated power supply or Huawei's PAC-260WA-E / PAC240S56-CN power supply, there is no constraint on APs and cameras.

Features and Benefits

S5720I-SI Series Common Features

Suitable for outdoor extreme environment

- S5720I-SI supports broad operating temperature range. So the switch can be working in the outdoor cabinet in the very cold and very hot environments.
- Built-in surge protection to best suit harsh outdoor environments.

Intelligent Video Surveillance Features

- S5720I-10X-PWH-SI-AC supports Smart Fault Diagnosis (SFD) of the downstream connected IP cameras (IPCs). Specifically, the switch works with Huawei's network management system—eSight—to implement fast fault diagnosis based on the device management status, port status, and alarms of the IPC-residing network path, and quickly demarcate the IPC disconnection fault type (for example, an IPC fault, network device fault, power failure, or optical fiber link fault). This capability improves O&M efficiency, reduces O&M costs, and increases the IPC connectivity rate.
- S5720I-10X-PWH-SI-AC supports Enhanced Media Delivery Index (eMDI) video quality demarcation. To be specific, this switch works with Huawei eSight to analyze video service quality and quickly demarcate video quality issues, such as image artifacts and frame freezing.

POE++ large power supply

- S5720I-SI has PoE++ model, which supports multiple GE POE++ Ethernet electrical ports. The POE++ model provides up to 60 W power supply per port.
- S5720I-SI PoE++ model supports long-distance PoE++ , works with Huawei M2220-I/M2221-FL/M2221-VL/M2260-I/M2220-I (8-32mm) series cameras to provide 200 m long-distance power supply through 100Mbps links, 250m through 10Mbps links.
- S5720I-12X-PWH-SI-DC support the fast PoE technology to ensure fast power supply. S5720I-12X-PWH-SI-DC can supply power to PDs within 10s after they are powered on. This is different from common switches that generally take 1 to 3 minutes to start to supply power to PDs. Huawei's fast PoE capability greatly shortens the service interruption time caused by power supply interruption, and enables the switch and PD to start almost at the same time. That is, after the switch is fully started, PDs can immediately get powered and function properly.
- Huawei switches support the perpetual PoE technology to deliver uninterrupted PoE power supply. A Huawei switch does not stop supply power to PDs even when a switch card is reset by running the reboot command. This capability ensures that PDs are not powered off during the switch reboot, eliminating the fault-triggered interruption accordingly. Huawei modular switches currently do not support perpetual PoE.

Easy O&M

- The S5720I-SI supports Super Virtual Fabric (SVF), which virtualizes the "Core/aggregation + Access switch + AP" structure into a logical device. The S5720I-SI provides the simplest network management solution in the industry to simplify device management. It allows plug-and-play access switches and APs. In addition, the S5720I-SI supports service configuration templates. The templates are configured on core devices and automatically delivered to access devices, enabling centralized control, simplified service configuration, and flexible configuration modification. The S5720I-SI functions as a client in an SVF system.
- The S5720I-SI supports zero-touch deployment, replacement of faulty devices without additional configuration, USB-based deployment, batch configuration, and batch remote upgrade. The capabilities facilitate device deployment, upgrade, service provisioning, and other management and maintenance operations, and also greatly reduce O&M costs. The S5720I-SI can be managed using SNMP v1/v2c/v3, CLI, web-based network management system, or SSH v2.0. Additionally, it supports RMON, multiple log hosts, port traffic statistics collection, and network quality analysis, which

facilitate network optimization and reconstruction.

Powerful service processing capability and multiple security control mechanisms

- The S5720I-SI supports many Layer 2/Layer 3 multicast protocols such as PIM SM, PIM DM, PIM SSM, MLD, and IGMP snooping, to support multi-terminal high-definition video surveillance and video conferencing services.
- The S5720I-SI supports multiple Layer 3 features including OSPF, IS-IS, BGP, and VRRP, meeting enterprises' requirements on access and aggregation service bearing, and enabling a variety of voice, video, and data applications.
- The S5720I-SI supports MAC address authentication, 802.1x authentication, and Portal authentication, and implements dynamic delivery of policies (VLAN, QoS, and ACL) to users.
- The S5720I-SI provides a series of mechanisms to defend against DoS and user-targeted attacks. DoS attacks are targeted at switches and include SYN flood, Land, Smurf, and ICMP flood attacks. User-targeted attacks include bogus DHCP server attacks, IP/MAC address spoofing, DHCP request flood, and change of the DHCP CHADDR value.
- The S5720I-SI sets up and maintains a DHCP snooping binding table, and discards the packets that do not match the table entries. You can specify DHCP snooping trusted and untrusted ports to ensure that users connect only to the authorized DHCP server.
- The S5720I-SI supports strict ARP learning, which protects a network against ARP spoofing attacks to ensure normal network access.

Multiple reliability mechanisms

- In addition to traditional STP, RSTP, and MSTP, the S5720I-SI supports Huawei-developed Smart Ethernet Protection (SEP) technology and the latest Ethernet Ring Protection Switching (ERPS) standard. SEP is a ring protection protocol specific to the Ethernet link layer, and applies to various ring network topologies, such as open ring topology, closed ring topology, and cascading ring topology. This protocol is reliable, easy to maintain, and implements fast protection switching within 50 ms. ERPS is defined in ITU-T G.8032. It implements millisecond-level protection switching based on traditional Ethernet MAC and bridging functions.
- The S5720I-SI supports Smart Link. One S5720I-SI switch can connect to multiple aggregation switches through multiple links, implementing backup of uplinks and significantly improving reliability of access devices.
- The S5720I-SI supports Ethernet OAM (IEEE 802.3ah/802.1ag) to detect link faults quickly.

Mature IPv6 technologies

- The S5720I-SI uses the mature, stable VRP platform and supports IPv4/IPv6 dual stack, IPv6 RIPng, and IPv6 over IPv4 tunnels (including manual, 6-to-4, and ISATAP tunnels). With these IPv6 features, the S5720I-SI can be deployed on a pure IPv4 network, a pure IPv6 network, or a shared IPv4/IPv6 network, helping achieve IPv4-to-IPv6 transition.

SmartX Switch Highlights

S5720I-10X-PWH-SI-AC is a highly integrated switch that provides unmatched advantages in the outdoor

video surveillance field, including the following:

High Level of Integration and Easy Installation and Deployment

- S5720I-10X-PWH-SI-AC requires no on-site assembly as it has integrated multiple modules, such as a built-in surge protector, fiber splice tray, PoE++ power supply, multi-channel power output (12 V DC/24 V DC/220 V AC), protection shell, and mechanical lock. In addition, S5720I-10X-PWH-SI-AC weighs about 10 kg, making it easy to be mounted on a wall or pole.

IP65 Protection and Salt Spray Resistance

- S5720I-10X-PWH-SI-AC is IP65-rated. That is, it protects against rain and dust, ensuring stable running in outdoor environments.
- S5720I-10X-PWH-SI-AC is designed with salt spray protection and therefore can be installed in areas more than 500 meters away from the sea.

Outdoor Security Assurance

- S5720I-10X-PWH-SI-AC has a mechanical lock and reports alarms when its cover is opened or closed. It can quickly detect damage and intrusion, protecting the device security.
- S5720I-10X-PWH-SI-AC comes with an optional cable cover, which protects cables from natural erosion and human-induced damage.

Product Specifications

Hardware Specifications

Item	Specification	
Memory (RAM)	512 MB	
Flash memory	240 MB	
Mean Time Between Failures (MTBF), years	S5720I-10X-PWH-SI-AC: 34.40 S5720I-12X-SI-AC: 67.89 S5720I-12X-PWH-SI-DC: 64.23(PAC-260WA-E: 203) S5720I-28X-SI-AC: 72.32 S5720I-28X-PWH-SI-AC: 45.94	
Mean Time To Repair (MTTR), hours	2	
Availability	> 0.99999	
Surge protection	Service port protection	±6kV in common mode
	Power supply port protection	<ul style="list-style-type: none"> • S5720I-10X-PWH-SI-AC: differential mode: ±6kV, common mode: ±6kV • S5720I-12X-SI-AC: differential mode: ±6kV, common mode: ±6kV • S5720I-12X-PWH-SI-DC: differential mode: ±2kV, common mode: ±4kV • S5720I-28X-SI-AC: differential mode: ±6kV, common mode: ±6kV • S5720I-28X-PWH-SI-AC: differential mode: ±6kV, common mode: ±6kV
Dimensions (W x D x H)	<ul style="list-style-type: none"> • S5720I-10X-PWH-SI-AC: 300.0mm×100.0mm×390.0mm • S5720I-12X-SI-AC: 250.0mm×180.0mm×43.6mm • S5720I-12X-PWH-SI-DC: 250.0mm×180.0mm×43.6mm • S5720I-28X-SI-AC: 442.0mm×310.0mm×43.6mm 	

Item		Specification
		<ul style="list-style-type: none"> S5720I-28X-PWH-SI-AC: 442.0mm×310.0mm×43.6mm
Weight (full configuration)		<ul style="list-style-type: none"> S5720I-10X-PWH-SI-AC: 12.8 kg S5720I-12X-SI-AC: 2.65 kg S5720I-12X-PWH-SI-DC: 2.5 kg S5720I-28X-SI-AC: 4.5 kg S5720I-28X-PWH-SI-AC: 6.7 kg
Stack port		Upstream SFP+ ports (a maximum of 4 physical ports) Standard Ethernet electrical ports (a maximum of 16 physical ports)
RPS		Not supported
PoE		<ul style="list-style-type: none"> S5720I-10X-PWH-SI-AC: 8 PoE++ ports, 200W PoE Power total(shared with 12V/24V DC power) S5720I-12X-PWH-SI-DC: 8 PoE++ ports, total available PoE Power is 220W by default, can be increased to 240W through CLI; S5720I-28X-PWH-SI-AC: 8 PoE++, 16 8 PoE+ High Power Mode, total available PoE power: 8 PoE++ ports 370W; 16 PoE+ ports 370W Backup Mode, total available PoE power of 24 ports is 370W (High Power Mode and Backup Mode can be switched by command line.)
Operating voltage		S5720I-12X-SI-AC / S5720I-28X-SI-AC: Rated AC voltage: 100-240V AC; 50/60Hz Max AC voltage: 90-264V AC; 47~63Hz High voltage DC input: 110V DC ~ 250V DC
		S5720I-10X-PWH-SI-AC / S5720I-28X-PWH-SI-AC: Rated AC voltage: 100-240V AC; 50/60Hz Max AC voltage: 90-264V AC; 47~63Hz
		S5720I-12X-PWH-SI-DC: Rated DC voltage: -50- -56V DC Max DC voltage: -46- -57V DC
Maximum power consumption (100% throughput, full speed of fans)		<ul style="list-style-type: none"> S5720I-10X-PWH-SI-AC: without PD: 33W with PD: 263W(POE:200W) S5720I-12X-SI-AC: 17 W S5720I-12X-PWH-SI-DC: without PD: 28.8W with PD: 288.4W(POE:240W) S5720I-28X-SI-AC: 29.3 W S5720I-28X-PWH-SI-AC: without PD: 57.8W with PD: 905W(POE:740W)
Temperature	Operating temperature	<ul style="list-style-type: none"> S5720I-10X-PWH-SI-AC: -40°C to +55°C S5720I-12X-SI-AC, S5720I-12X-PWH-SI-DC: Operating temperature: -40°C to +75°C -40°C to +70°C (Vented Enclosure – 40LFM Air Flow) -40°C to +65°C (Sealed Enclosure – 0 LFM Air Flow) -40°C to +75°C (Fan or Blower equipped Enclosure – 200 LFM Air Flow) 1800-5000 m altitude: decrease 1°C when the altitude increases every 220 m. S5720I-12X-SI-AC, S5720I-12X-PWH-SI-DC: Operating temperature: -40°C to +65°C 1800-5000 m altitude: decrease 1°C when the altitude increases every 220 m.
	Storage temperature	-40°C to +85°C
Noise under normal temperature (sound power)		S5720I-10X-PWH-SI-AC: Silent (no fan) S5720I-12X-SI-AC: Silent (no fan)

Item	Specification
	S5720I-12X-PWH-SI-DC: Silent (no fan) S5720I-28X-SI-AC: 45dB(A) S5720I-28X-PWH-SI-AC: 47dB(A)
Relative humidity	5%RH to 95%RH, noncondensing
Operating altitude	0 m to 5000 m

Functions and Features

Item	Description
MAC address table	IEEE 802.1d compliance
	16K MAC address entries
	MAC address learning and aging
	Static, dynamic, and blackhole MAC address entries
	Packet filtering based on source MAC addresses
VLAN	4K VLANs
	Guest VLAN and voice VLAN
	GVRP
	MUX VLAN
	VLAN assignment based on MAC addresses, protocols, IP subnets, policies, and ports
	1:1 and N:1 VLAN mapping
ARP	4K ARP entries
IP routing	Static route, RIPv1/v2, RIPng, OSPF, OSPFv3, IS-IS, IS-ISv6, BGP, BGP4+, VRRP, and VRRP6, ECMP
IPv6 features	Neighbor Discovery (ND)
	Path MTU (PMTU)
	IPv6 ping, IPv6 tracer, and IPv6 Telnet
	6to4 tunnel, ISATAP tunnel, and manually configured tunnel
Multicast	PIM DM, PIM SM, PIM SSM
	IGMP v1/v2/v3, IGMP v1/v2/v3 snooping and IGMP fast leave
	MLD v1/v2 and MLD v1/v2 snooping
	Multicast forwarding in a VLAN and multicast replication between VLANs
	Multicast load balancing among member ports of a trunk
	Controllable multicast
	Port-based multicast traffic statistics
QoS	Rate limiting on packets sent and received by a port
	Packet redirection
	Port-based traffic policing and two-rate three-color CAR
	Eight queues on each port
	WRR, DRR, SP, WRR+SP, and DRR+SP queue scheduling algorithms
	Re-marking of the 802.1p priority and DSCP priority
	Packet filtering at Layer 2 to Layer 4, filtering out invalid frames based on the source MAC address, destination MAC address, source IP address, destination IP address, TCP/UDP port number, protocol type, and VLAN ID
	Rate limiting in each queue and traffic shaping on ports
SVF	Plug-and-play SVF client
	Automatic software and patch loading to clients

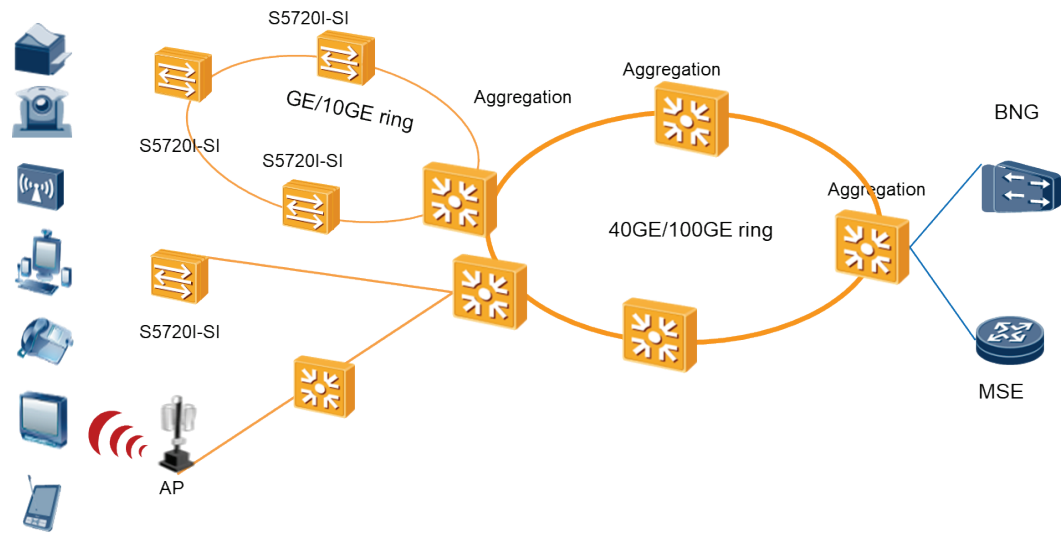
Item	Description
	One-click and automatic delivery of service configurations
	Independent client running
Ring network protection	RRPP ring topology and RRPP multi-instance
	Smart Link tree topology and Smart Link multi-instance, providing millisecond-level protection switchover
	SEP
	STP (IEEE 802.1d), RSTP (IEEE 802.1w), and MSTP (IEEE 802.1s)
	ERPS (G.8032)
	BPDU protection, root protection, and loop protection
Reliability	Link Aggregation Control Protocol (LACP) and E-Trunk
	Virtual Router Redundancy Protocol (VRRP) and Bidirectional Forwarding Detection (BFD) for VRRP
	BFD for BGP/IS-IS/OSPF/static route
	TE Fast ReRoute (FRR) and IP FRR
	Eth-OAM 802.3ah and 802.1ag
	ITU-Y.1731
	Device Link Detection Protocol (DLDP)
Management and maintenance	iStack (using service ports as stack ports)
	Virtual cable test
	SNMP v1/v2c/v3
	RMON
	Web-based NMS
	System logs and alarms of different levels
	sFlow
	NETCONF
	Dying gasp upon power-off
	Smart Fault Diagnosis
	eMDI
Security	Hierarchical user management and password protection
	DoS attack defense, ARP attack defense, and ICMP attack defense
	Binding of the IP address, MAC address, port number, and VLAN ID
	Port isolation, port security, and sticky MAC
	MFF
	Blackhole MAC address entries
	Limit on the number of learned MAC addresses
	IEEE 802.1x authentication and limit on the number of users on a port
	AAA authentication, RADIUS authentication, HWTACACS authentication, and NAC
	SSH v2.0
	HTTPS
	CPU defense
	Blacklist and whitelist
	IEEE 802.1x authentication, MAC address authentication, and Portal authentication
DHCPv4/v6 client/relay/server/snooping	

Item	Description
	Attack source tracing and punishment for IPv6 packets such as ND, DHCPv6, and MLD packets Supports separation between user authentication and policy enforcement points IPSec
Interoperability	Supports VBST (Compatible with PVST/PVST+/RPVST)
	Supports LNP (Similar to DTP)
	Supports VCMP (Similar to VTP)

Application

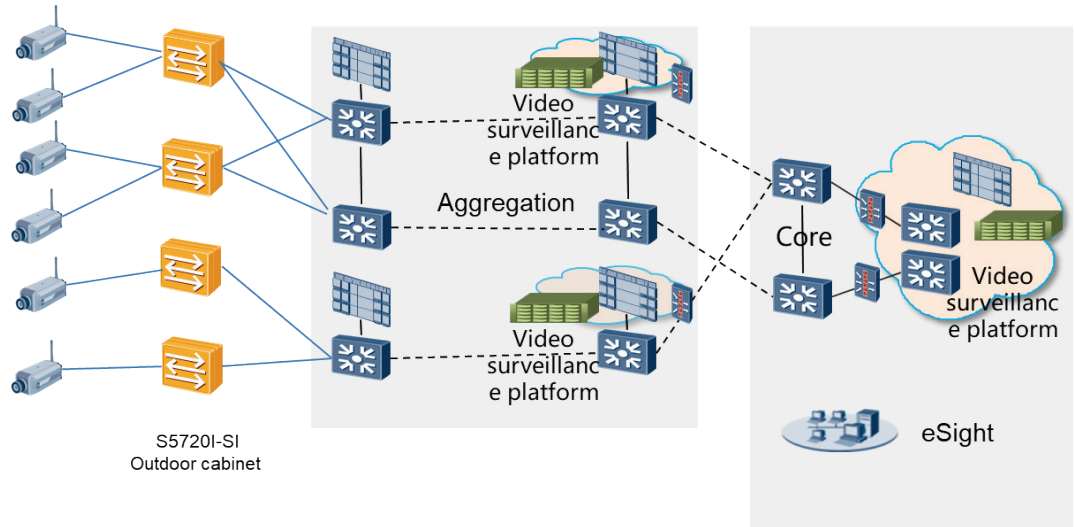
ETTx scenario

The S5720I-SI supports extended operating temperature and provides full gigabit access and multi-gigabit uplinks for ETTx access scenarios.



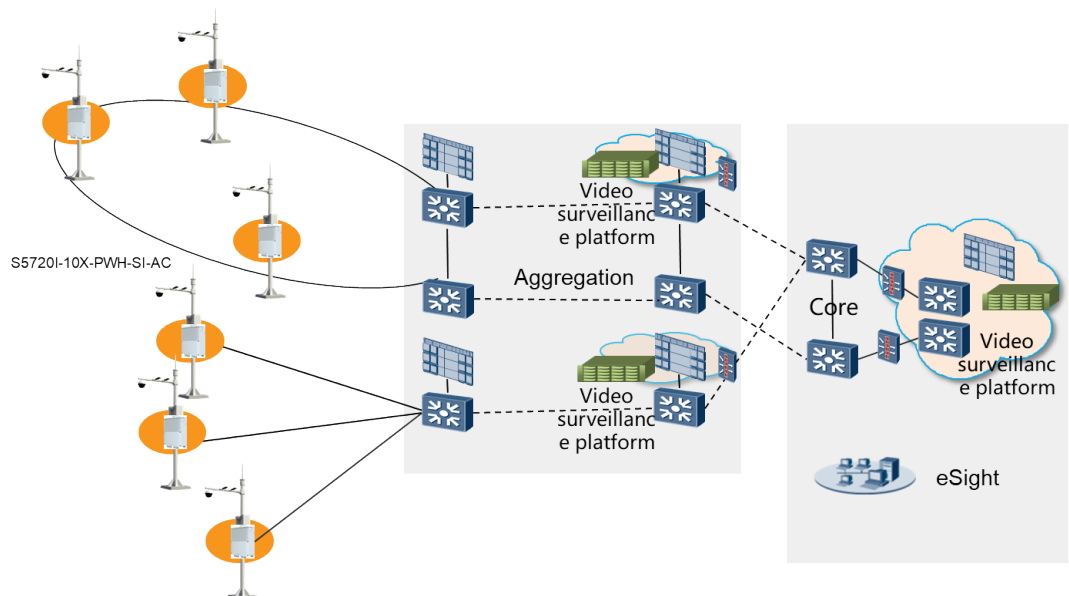
Video surveillance application, outdoor cabinet

S5720I-SI supports extended operating temperature range, with professional surge protection capabilities, suitable for outdoor cabinet environment. S5720I-SI can be used for safe city scenario to provide remote PoE access for the camera.



Video surveillance application, outdoor poles or walls

S5720I-10X-PWH-SI-AC achieves an all-in-one outdoor video access point by integrating multiple modules, including an extended-temperature switch, surge protector, multi-channel power output, fiber splice tray, protection shell, and mechanical lock onto a single device. S5720I-10X-PWH-SI-AC has an industrial-grade operating temperature range as well as professional outdoor surge protection. It is also IP65-rated and has an anti-salt spray design. All these features make it ideal for installation on outdoor poles or walls.



Product Accessories

Optical Modules and Fibers

S5720I-SI only supports the list of all industrial-grade optical modules in the Ordering Information table. Other optical modules do not support.

Optical fibers fall into single-mode and multimode fibers. Single-mode optical modules use single-mode fibers, and multi-mode optical modules use multi-mode fibers. For a non-BIDI optical module, each optical interface must be configured with a Tx optical fiber and an Rx optical fiber of the same type. For a BIDI optical module, only one optical fiber needs to be configured.

The fibers and optical modules supported by Huawei switches are updating. For the latest information, visit <http://e.huawei.com> or contact your local Huawei sales office.

Stack Cables

The S5720I-SI switches support service port stacking. The applicable stack cables are as follows:

Supported Port	Stack Cable and Module	Maximum Stack Bandwidth (Unidirectional)	Remark
Upstream SFP+ ports	<ul style="list-style-type: none">• 3 m SFP+ passive cables (including optical-to-electrical modules)• All SFP+ optical modules supported by the device and fibers• 0.5m and 1.5m dedicated stack cables(including optical-to-electrical modules)	40Gbps	In a stack of S5720I-SIs, all the physical member ports on a switch must be SFP+/SFP ports or Ethernet electrical ports. An Ethernet electrical port cannot be connected to an SFP+/SFP port.
Upstream SFP+ ports	3 m SFP+ passive cables (including optical-to-electrical modules)	48Gbps	
Standard Ethernet electrical ports	Category 5 or higher category network cables	16Gbps	

Safety and Regulatory Compliance

S5720I-SI safety and regulatory compliance:

Certification Category	Description
Safety	<ul style="list-style-type: none">• IEC 60950-1• EN 60950-1/A11/A12• UL 60950-1• CSA C22.2 No 60950-1• AS/NZS 60950.1• CNS 14336-1• IEC60825-1• IEC60825-2• EN60825-1• EN60825-2

Certification Category	Description
Electromagnetic Compatibility (EMC)	<ul style="list-style-type: none"> • CISPR22 Class A • CISPR24 • EN55022 Class A • EN55024 • ETSI EN 300 386 Class A • CFR 47 FCC Part 15 Class A • ICES 003 Class A • AS/NZS CISPR22 Class A • VCCI Class A • IEC61000-4-2 • ITU-T K 20 • ITU-T K 21 • ITU-T K 44 • CNS13438
Environment	<ul style="list-style-type: none"> • RoHS • REACH • WEEE

Note:

EMC: electromagnetic compatibility

CISPR: International Special Committee on Radio Interference

EN: European Standard

ETSI: European Telecommunications Standards Institute

CFR: Code of Federal Regulations

FCC: Federal Communication Commission

IEC: International Electrotechnical Commission

AS/NZS: Australian/New Zealand Standard

VCCI: Voluntary Control Council for Interference

UL: Underwriters Laboratories

CSA: Canadian Standards Association

IEEE: Institute of Electrical and Electronics Engineers

RoHS: restriction of the use of certain hazardous substances

REACH: Registration Evaluation Authorization and Restriction of Chemicals

WEEE: Waste Electrical and Electronic Equipment

MIB and Standards Compliance

Supported MIBs

MIBs supported by S5720I-SI:

Category	MIB
Public MIB	<ul style="list-style-type: none"> • BRIDGE-MIB • DISMAN-NSLOOKUP-MIB • DISMAN-PING-MIB • DISMAN-TRACEROUTE-MIB • ENTITY-MIB • EtherLike-MIB • IF-MIB • IP-FORWARD-MIB • IPv6-MIB • LAG-MIB • LLDP-EXT-DOT1-MIB • LLDP-EXT-DOT3-MIB • LLDP-MIB • NOTIFICATION-LOG-MIB • NQA-MIB • OSPF-TRAP-MIB • P-BRIDGE-MIB • Q-BRIDGE-MIB • RFC1213-MIB • RIPv2-MIB • RMON-MIB • SAVI-MIB • SNMP-FRAMEWORK-MIB • SNMP-MPD-MIB • SNMP-NOTIFICATION-MIB • SNMP-TARGET-MIB • SNMP-USER-BASED-SM-MIB • SNMPv2-MIB • TCP-MIB • UDP-MIB
Huawei-proprietary MIB	<ul style="list-style-type: none"> • HUAWEI-AAA-MIB • HUAWEI-ACL-MIB • HUAWEI-ALARM-MIB • HUAWEI-ALARM-RELIABILITY-MIB • HUAWEI-BASE-TRAP-MIB • HUAWEI-BRAS-RADIUS-MIB • HUAWEI-BRAS-SRVCFG-EAP-MIB • HUAWEI-BRAS-SRVCFG-STATICUSER-MIB • HUAWEI-CBQOS-MIB • HUAWEI-CDP-COMPLIANCE-MIB • HUAWEI-CONFIG-MAN-MIB • HUAWEI-CPU-MIB • HUAWEI-DAD-TRAP-MIB • HUAWEI-DC-MIB • HUAWEI-DATASYNC-MIB • HUAWEI-DEVICE-MIB • HUAWEI-DHCPR-MIB • HUAWEI-DHCPS-MIB • HUAWEI-DHCP-SNOOPING-MIB • HUAWEI-DIE-MIB • HUAWEI-DNS-MIB • HUAWEI-DLDP-MIB • HUAWEI-ELMI-MIB • HUAWEI-ERPS-MIB • HUAWEI-ERRORDOWN-MIB • HUAWEI-ENERGYMNGT-MIB • HUAWEI-EASY-OPERATION-MIB • HUAWEI-ENTITY-EXTENT-MIB • HUAWEI-ENTITY-TRAP-MIB

Category	MIB
	<ul style="list-style-type: none"> • HUAWEI-ETHARP-MIB • HUAWEI-ETHOAM-MIB • HUAWEI-FLASH-MAN-MIB • HUAWEI-FWD-RES-TRAP-MIB • HUAWEI-GARP-APP-MIB • HUAWEI-GTSM-MIB • HUAWEI-HGMP-MIB • HUAWEI-HWTACACS-MIB • HUAWEI-IF-EXT-MIB • HUAWEI-INFOCENTER-MIB • HUAWEI-IPPOOL-MIB • HUAWEI-IPV6-MIB • HUAWEI-ISOLATE-MIB • HUAWEI-L2IF-MIB • HUAWEI-L2MAM-MIB • HUAWEI-L2VLAN-MIB • HUAWEI_LDT-MIB • HUAWEI-LLDP-MIB • HUAWEI-MAC-AUTHEN-MIB • HUAWEI-MEMORY-MIB • HUAWEI-MFF-MIB • HUAWEI-MFLP-MIB • HUAWEI-MSTP-MIB • HUAWEI-MULTICAST-MIB • HUAWEI-NAP-MIB • HUAWEI-NTPV3-MIB • HUAWEI-PERFORMANCE-MIB • HUAWEI-PORT-MIB • HUAWEI-PORTAL-MIB • HUAWEI-QINQ-MIB • HUAWEI-RIPv2-EXT-MIB • HUAWEI-RM-EXT-MIB • HUAWEI-RRPP-MIB • HUAWEI-SECURITY-MIB • HUAWEI-SEP-MIB • HUAWEI-SNMP-EXT-MIB • HUAWEI-SSH-MIB • HUAWEI-STACK-MIB • HUAWEI-SWITCH-L2MAM-EXT-MIB • HUAWEI-SWITCH-SRV-TRAP-MIB • HUAWEI-SYS-MAN-MIB • HUAWEI-TCP-MIB • HUAWEI-TFTPC-MIB • HUAWEI-TRNG-MIB • HUAWEI-XQOS-MIB

Standard Compliance

The following table lists the standards the S5720I-SI complies with.

Standard Organization	Standard or Protocol
IETF	<ul style="list-style-type: none"> • RFC 768 User Datagram Protocol (UDP) • RFC 792 Internet Control Message Protocol (ICMP) • RFC 793 Transmission Control Protocol (TCP) • RFC 826 Ethernet Address Resolution Protocol (ARP) • RFC 854 Telnet Protocol Specification • RFC 951 Bootstrap Protocol (BOOTP) • RFC 959 File Transfer Protocol (FTP) • RFC 1058 Routing Information Protocol (RIP) • RFC 1112 Host extensions for IP multicasting • RFC 1157 A Simple Network Management Protocol (SNMP) • RFC 1256 ICMP Router Discovery • RFC 1305 Network Time Protocol Version 3 (NTP) • RFC 1349 Internet Protocol (IP) • RFC 1493 Definitions of Managed Objects for Bridges • RFC 1542 Clarifications and Extensions for the Bootstrap Protocol • RFC 1643 Ethernet Interface MIB • RFC 1757 Remote Network Monitoring (RMON) • RFC 1901 Introduction to Community-based SNMPv2 • RFC 1902-1907 SNMP v2 • RFC 1981 Path MTU Discovery for IP version 6 • RFC 2131 Dynamic Host Configuration Protocol (DHCP) • RFC 2328 OSPF Version 2 • RFC 2453 RIP Version 2 • RFC 2460 Internet Protocol, Version 6 Specification (IPv6) • RFC 2461 Neighbor Discovery for IP Version 6 (IPv6) • RFC 2462 IPv6 Stateless Address Auto configuration • RFC 2463 Internet Control Message Protocol for IPv6 (ICMPv6) • RFC 2474 Differentiated Services Field (DS Field) • RFC 2740 OSPF for IPv6 (OSPFv3) • RFC 2863 The Interfaces Group MIB • RFC 2597 Assured Forwarding PHB Group • RFC 2598 An Expedited Forwarding PHB • RFC 2571 SNMP Management Frameworks • RFC 2865 Remote Authentication Dial In User Service (RADIUS) • RFC 3046 DHCP Option82 • RFC 3376 Internet Group Management Protocol, Version 3 (IGMPv3) • RFC 3513 IP Version 6 Addressing Architecture • RFC 3579 RADIUS Support For EAP • RFC 4271 A Border Gateway Protocol 4 (BGP-4) • RFC 4760 Multiprotocol Extensions for BGP-4 • draft-grant-tacacs-02 TACACS+
IEEE	<ul style="list-style-type: none"> • IEEE 802.1D Media Access Control (MAC) Bridges • IEEE 802.1p Virtual Bridged Local Area Networks • IEEE 802.1Q Virtual Bridged Local Area Networks • IEEE 802.1ad Provider Bridges • IEEE 802.2 Logical Link Control • IEEE Std 802.3 CSMA/CD • IEEE Std 802.3ab 1000BASE-T specification • IEEE Std 802.3ad Aggregation of Multiple Link Segments • IEEE Std 802.3ae 10GE WEN/LAN Standard • IEEE Std 802.3x Full Duplex and flow control • IEEE Std 802.3z Gigabit Ethernet Standard • IEEE802.1ax/IEEE802.3ad Link Aggregation • IEEE 802.3ah Ethernet in the First Mile. • IEEE 802.1ag Connectivity Fault Management • IEEE 802.1ab Link Layer Discovery Protocol • IEEE 802.1D Spanning Tree Protocol • IEEE 802.1w Rapid Spanning Tree Protocol • IEEE 802.1s Multiple Spanning Tree Protocol • IEEE802.1x Port based network access control protocol • IEEE802.3af DTE Power via MIDI • IEEE802.3at DTE Power via the MDI Enhancements

Standard Organization	Standard or Protocol
ITU	<ul style="list-style-type: none"> • ITU SG13 Y.17ethoam • ITU SG13 QoS control Ethernet-Based IP Access • ITU-T Y.1731 ETH OAM performance monitor
ISO	<ul style="list-style-type: none"> • ISO 10589 IS-IS Routing Protocol
MEF	<ul style="list-style-type: none"> • MEF 2 Requirements and Framework for Ethernet Service Protection • MEF 9 Abstract Test Suite for Ethernet Services at the UNI • MEF 10.2 Ethernet Services Attributes Phase 2 • MEF 11 UNI Requirements and Framework • MEF 13 UNI Type 1 Implementation Agreement • MEF 15 Requirements for Management of Metro Ethernet Phase 1 Network Elements • MEF 17 Service OAM Framework and Requirements • MEF 20 UNI Type 2 Implementation Agreement • MEF 23 Class of Service Phase 1 Implementation Agreement • Xmodem XMODEM/YMODEM Protocol Reference

Note:

The listed standards and protocols are fully or partially supported by Huawei switches. For details, visit <https://e.huawei.com/en/> or contact your local Huawei sales office.

Ordering Information

The following table lists ordering information of the S5720I-SI series switches.

Switch	
S5720I-10X-PWH-SI-AC	S5720I-10X-PWH-SI-AC (8*10/100/1000BASE-T ports, 2*10GE SFP+ ports, PoE++, AC power supply, for regions outside China)
S5720I-12X-SI-AC	S5720I-12X-SI-AC(8*10/100/1000Base-T ports, 4*10GE SFP+ ports, AC power supply)
S5720I-12X-PWH-SI-DC	S5720I-12X-PWH-SI-DC(8*10/100/1000Base-T ports, 4*10GE SFP+ ports, PoE++, -50--56V DC)
S5720I-28X-SI-AC	S5720I-28X-SI-AC(24*10/100/1000Base-T ports, 4*10GE SFP+ ports, built-in dual AC power supply)
S5720I-28X-PWH-SI-AC	S5720I-28X-PWH-SI-AC(24*10/100/1000Base-T ports, 4*10GE SFP+ ports,8 PoE++ ports,16 PoE+ ports, 740W PoE, built-in dual AC power supply)
Power Module	
PAC-260WA-E	260W AC power module(black)
PAC240S56-CN	240W AC/DC power module
Power Lightning Arrester	
WLA220W01	Power Lightning Arrester,20KA,1.8KV,220V,Terminal,Guideway Mounting
Cable cover	
ES5MPJB00000	Cable cover (used in S5720I-10X-PWH-SI-AC)
Optical Modules	
OGSM01880	Switch Products,DP0M0ESFP,Optical Transceiver,eSFP,GE,Multi-mode Module(850nm,0.5km,LC)
OGSC10DD0	Switch Products,DP0M0SFP,Optical Transceiver,eSFP,GE,Single-mode Module(1310nm,10km,LC)
OGSC40DD0	Switch Products,LE0M0GS4DD,Optical Transceiver,eSFP,GE,Single-mode Module(1310nm,40km,LC)
SFP+10GE-LH10-SM1310	Switch Products,LE0M0XS1DD,Optical Transceiver,SFP+,10G,Single-mode Module(1310nm,10km,LC)
SFP-10G-BXU1	10GBase,BIDI Optical Transceiver,SFP,10G,Single-mode Module(TX1270nm/RX1330nm,10km,LC)
SFP-10G-BXD1	10GBase,BIDI Optical Transceiver,SFP,10G,Single-mode Module(TX1330nm/RX1270nm,10km,LC)
SFP-10G-iLR	Enterprise Networking Product,SFP-10G-iLR,Optical Transceiver,SFP+,9.8G,Single-mode Module(1310nm,1.4km,LC)
SFP-10G-SR	Switch Products,LE0M0XSM88,Optical Transceiver,SFP+,10G,Multi-mode Module(850nm,0.3km,LC)
SFP-GE-BX-D1-I	Optical Transceiver,SFP,GE,BIDI Single-mode Module(TX1490/RX1310,10km,LC)
SFP-GE-BX-U1-I	Function Module,Switch Products,SFP-GE-BX-U1-I,Optical Transceiver,SFP,GE,BIDI Single-mode Module(TX1310/RX1490,10km,LC)

[More Information](#)



For more information about the Huawei Campus Switches, visit <http://e.huawei.com> or contact us in the following ways:

- Global service hotline: <http://e.huawei.com/en/service-hotline>
- Logging into the Huawei Enterprise technical support web: <http://support.huawei.com/enterprise/>
- Sending an email to the customer service mailbox: support_e@huawei.com

Copyright © Huawei Technologies Co., Ltd. 2018. All rights reserved.

No part of this document may be reproduced or transmitted in any form or by any means without prior written consent of Huawei Technologies Co., Ltd.

Trademark Notice

 HUAWEI, and  are trademarks or registered trademarks of Huawei Technologies Co., Ltd. Other trademarks, product, service and company names mentioned are the property of their respective owners.

General Disclaimer

The information in this document may contain predictive statements including, without limitation, statements regarding the future financial and operating results, future product portfolio, new technology, etc. There are a number of factors that could cause actual results and developments to differ materially from those expressed or implied in the predictive statements. Therefore, such information is provided for reference purpose only and constitutes neither an offer nor an acceptance. Huawei may change the information at any time without notice.

HUAWEI TECHNOLOGIES CO., LTD.
Huawei Industrial Base Bantian Longgang
Shenzhen 518129, P.R.China
Tel: +86 755 28780808

www.huawei.com