


# Mainstream SuperServer SYS-622B-TRT

2U Mainstream with 6 PCIe 5.0 slots and dual 10GbE LAN



## Key Applications

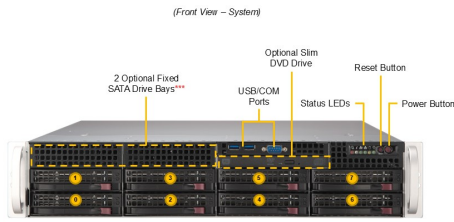
Virtualization, Enterprise Server, Application and data serving, Compute Intensive Applications,

## Key Features

- Dual Intel® Xeon® 6 6700 series processors with E-cores, up to 330W TDP (air cooled);
- Up to 2TB 6400MT/s ECC DDR5 RDIMM in 16 DIMM slots;
- 2 RJ45 10GbE ports;
- Up to 2 PCIe 5.0 x8 LP + 4 PCIe 5.0 x16 LP slots;
- Up to 4 front hot-swap 3.5" NVMe/SAS/SATA + 4 front hot-swap 3.5" SAS/SATA drive bays;
- 2 Redundant 1200W Titanium Level power supplies;
- 2U Rackmount chassis with 25.5" (647mm) depth;

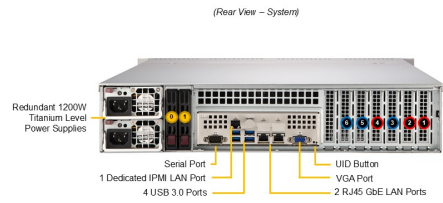


<b>Form Factor</b>	2U Rackmount Enclosure: 437 x 89 x 647mm (17.2" x 3.5" x 25.5") Package: 678 x 290 x 876mm (26.7" x 11.4" x 34.5")
<b>Processor</b>	Dual Socket E2 (LGA-4710) Intel® Xeon® 6700 series processors with E-cores
<b>System Memory</b>	Slot Count: 16 DIMM slots Max Memory (1DPC): Up to 2TB 6400MT/s ECC DDR5 RDIMM
<b>Drive Bays Configuration</b>	Default: Total 8 bays <ul style="list-style-type: none"> <li>• 4 front hot-swap 3.5" NVMe*/SAS*/SATA drive bays</li> <li>• 4 front hot-swap 3.5" SAS*/SATA drive bays</li> </ul> (*NVMe/SAS support may require additional storage controller and/or cables) M.2: 2 M.2 PCIe 5.0 x4 NVMe slots (M-key) Peripheral Bays: 1 slim DVD bay (optional)
<b>Expansion Slots</b>	PCI-Express (PCIe) Configuration: Default <ul style="list-style-type: none"> <li>• 2 PCIe 5.0 x8 LP slots</li> <li>• 4 PCIe 5.0 x16 LP slots</li> </ul> M.2: 2 M.2 PCIe 5.0 x4 NVMe slots (M-key)
<b>On-Board Devices</b>	SATA: SATA (6Gbps) Chipset: System on Chip Network Connectivity: 2 RJ45 10GbE
<b>Input / Output</b>	LAN: 1 RJ45 1 GbE Dedicated BMC LAN port USB: 2 USB 3.0 ports(front) 4 USB 3.0 ports(rear) Video: 1 VGA port Serial: 1 COM port(Rear) 1 COM port(Front) TPM: 1 TPM Onboard/port 80



Drive Bay	Description
0 - 3	3.5" Hot-swap NVMe/SAS/SATA3 Drive Bays
4 - 7	3.5" Hot-swap SAS/SATA3 Drive Bays

\*\*SAS3 drive support requires additional parts from the optional parts list  
 \*\*\*M.2 drive support requires additional parts from the optional parts list  
 \*\*\*\*Fixed SAS3 drive requires additional parts from the optional parts list



Drive Bay	Description
0 - 1	Optional 2.5" Hot-swap NVMe/SAS/SATA3 Drive Bays

Slot	Slot Description
1	PCIe 5.0 x8 LP slot (CPU1)
2	PCIe 5.0 x16 LP slot (CPU1)
3	PCIe 5.0 x16 LP slot (CPU2)
4	PCIe 5.0 x8 LP slot (CPU2)

CPU1 CPU2

System Cooling	Fans: 3 middle 8cm Fan(s)
Power Supply	2x 1200W Redundant (1 + 1) Titanium Level (96%) power supplies
Management	SuperCloud Composer; Supermicro Server Manager (SSM); Super Diagnostics Offline (SDO); Supermicro Thin-Agent Service (TAS); SuperServer Automation Assistant (SAA) New!
PC Health Monitoring	CPU: Monitors for CPU Cores, Chipset Voltages, Memory FAN: Fans with tachometer monitoring Status monitor for speed control Pulse Width Modulated (PWM) fan connectors
Dimensions and Weight	Weight: Gross Weight: 69 lbs (31.2 kg) Net Weight: 36.38 lbs (16.5 kg) Available Color: Black
Operating Environment	RoHS Compliant Operating Temperature: 10°C ~ 35°C (50°F ~ 95°F) Non-operating Temperature: -30°C to 60°C (-40°F to 140°F) Operating Relative Humidity: 8% to 80% (non-condensing) Non-operating Relative Humidity: 8% to 90% (non-condensing)
Motherboard	<a href="#">Super X14DBI-T</a>
Chassis	<b>CSE-825BTS-R1K23LPP1</b>