



Lenovo ThinkSystem DB620S 32Gb FC SAN Switch

Product Guide (withdrawn product)

The Lenovo ThinkSystem DB620S FC SAN Switch provides exceptional price/performance value by delivering market-leading 32 Gb Gen 6 Fibre Channel technology and combining flexibility, simplicity, and enterprise-class functionality that supports highly virtualized environments to meet the demands of hyper-scale, private cloud storage, and growing flash-based storage environments.

Designed to enable maximum flexibility and reliability, the ThinkSystem DB620S is a compact, 1U rack-mount FC switch that offers low-cost access to industry-leading Storage Area Network (SAN) technology while providing “pay-as-you-grow” scalability to meet the needs of an evolving storage environment.

The DB620S FC SAN Switch offers 48x SFP+ ports that support 4/8/10/16/32 Gbps speeds and 4x QSFP+ ports that support 128 Gbps (4x 32 Gbps) or 4x 4/8/16/32 Gbps speeds. The DB620S FC SAN switch provides easy integration into the existing SAN environments while realizing the benefits of Gen 6 Fibre Channel connectivity, and the switch offers a rich set of standard features with the options to expand its capabilities as needed.

The DB620S FC SAN Switch features the EZSwitch Setup wizard and can be configured in Access Gateway Mode to simplify deployment. The switch provides full non-blocking performance with Ports On Demand scalability to support SAN expansion and enable long-term investment protection.

The following figure shows the Lenovo ThinkSystem DB620S 32Gb FC SAN Switch.



Figure 1. Lenovo ThinkSystem DB620S 32Gb FC SAN Switch

Did you know?

The DB620S FC SAN Switch leverages storage connectivity technologies from Brocade, a leader in Fibre Channel networking.

The DB620S FC SAN Switch offers dual functionality as either a full-fabric SAN switch or as an N_Port ID Virtualization (NPIV)-enabled Access Gateway that simplifies server connectivity.

Fabric Vision technology, an extension of Gen 6 Fibre Channel, provides unprecedented insight and visibility across the SAN with powerful built-in monitoring, management, and diagnostic tools.

With Lenovo FC SAN Switch offerings, Lenovo can be your trusted partner that offers "one stop shop" and single point of contact for delivery of leading edge technologies and innovations from Lenovo and other leading IT vendors. These offerings can satisfy the wide range of your end-to-end IT infrastructure needs, including end-user devices, servers, storage, networking, services, management software, and financing.

Key features

The ThinkSystem DB620S FC SAN Switch offers the following features and benefits:

- Provides high scalability in an ultra-dense, 1U switch with 48 SFP+ ports and 4 QSFP+ ports (each QSFP+ port has 4x 32 Gb FC links for 128 Gb FC connectivity between the DB620S FC SAN switches, or it can be broken out to four links to 4/8/16/32 Gbps SWL optics in a server HBA, storage device, or another FC switch, for a total of up to 64 connections) to support high-density server virtualization, cloud architectures, and flash-based storage environments.
- Increases performance for demanding workloads with support for 128 Gbps (4x 32 Gbps) and 32 Gbps FC links.
- Simplifies end-to-end management by automating repetitive daily management tasks.
- Enables “pay-as-you-grow” scalability from single-switch fabric to full-fabric enterprise capabilities with Ports On Demand scalability.
- Optimizes fabric behavior and ensure sufficient bandwidth for mission-critical applications with advanced traffic management capabilities and adaptive networking.
- Provides proactive, non-intrusive, real-time monitoring and alerting of VM and storage I/O health and performance with VM Insight and IO Insight through integrated network sensors.
- Leverages predefined MAPS policies to automatically identify and isolate devices that cause network performance issues.
- Offers dual functionality as either a full-fabric SAN switch or as an NPIV-enabled Access Gateway (requires 48 SFP+ ports be licensed) that enhances fabric scalability and simplifies management.
- Protects existing device investments with auto-sensing 4, 8, 16, and 32 Gbit/sec capabilities and native operation with Brocade fabrics.
- Runs Fabric OS, which delivers distributed intelligence throughout the network and enables a wide range of value-added features.
- Leverages Fabric Vision technology’s powerful monitoring, management, and diagnostic tools to simplify administration, increase uptime, and reduce costs.
- Supplies a rich set of standard features at no extra cost, including fabric services, advanced zoning, adaptive networking, full fabric and access gateway operations, integrated 10 Gb FC, and diagnostic tools.
- Expands fabric capabilities with optional licensed functions, including trunking, advanced monitoring and alerting, long-distance fabrics, and FC-FC routing.
- Compresses in-flight data on up to four ports for more efficient link utilization.
- Virtualizes physical FC SAN switches and fabrics into logical entities for better flexibility, utilization, management, and efficiency.
- Allows organizations to seamlessly integrate Gen 6 Fibre Channel networks with the next generation of flash storage – NVMe over Fibre Channel – by being NVMe-ready, without a disruptive rip and replace, to achieve faster application response times and harness the performance of solid state drives for better scalability across virtual data centers with flash storage.
- Maximizes resiliency with redundant hot-swap power supplies.
- Accelerates troubleshooting with built-in advanced diagnostics tools featuring ClearLink Diagnostics with D_Ports and select adapters from QLogic and Emulex, which helps ensure optical and signal integrity for 16 Gb and 32 Gb Fibre Channel optics and cables.

For details on the latest features supported with the FC SAN Switch see the Administration Guide for the latest available Fabric OS version 9.0 and above, available from:

<https://www.broadcom.com/products/fibre-channel-networking/software/fabric-operating-system>

Components and connectors

The following figure shows the port-side view of the DB620S FC SAN Switch.

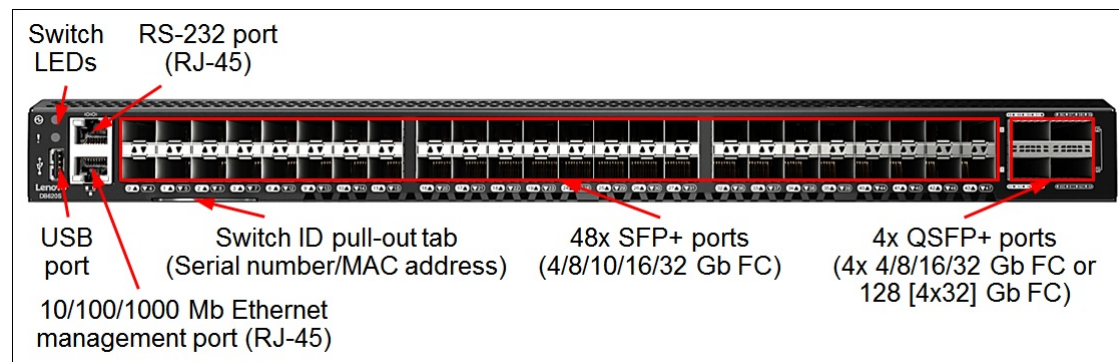


Figure 2. DB620S FC SAN Switch port-side view

The RS-232 port is either an RJ45 or Mini-USB port, depending on the model:

- Models HC7, HC8, HC9 support: Mini-USB port
- All other models: RJ-45 port

The following figure shows the non-port side view of the DB620S FC SAN Switch.

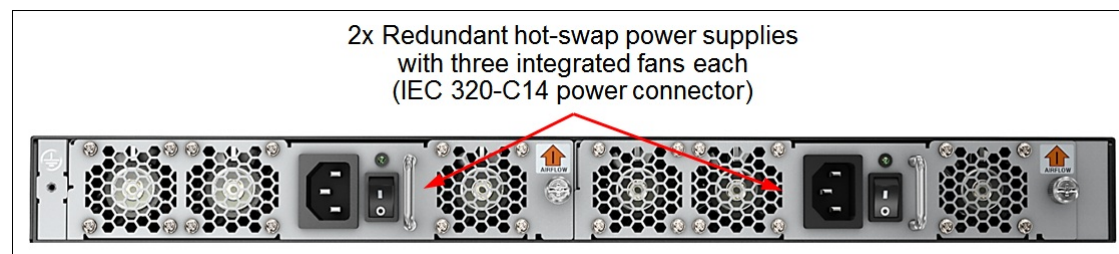


Figure 3. DB620S FC SAN Switch non-port-side view

System specifications

The following table lists the ThinkSystem DB620S system specifications.

Table 1. System specifications

Component	Specification
Machine type	6415
Form factor	Standalone or 1U rack mount
Ports	48x SFP+ physical ports 4x QSFP+ physical ports The number of ports that are activated is model dependent and can be upgraded with additional licenses - see the Port activation licenses section.
Media types	<ul style="list-style-type: none"> • 128 Gb (4x 32 Gb) FC QSFP+: short wavelength (SWL), long wavelength (LWL) • 4x 16 Gb FC QSFP+: SWL • 32 Gb FC SFP+: SWL, LWL, extended long wavelength (ELWL) • 16 Gb FC SFP+: SWL, LWL, extended long wavelength (ELWL) • 10 Gb FC SFP+: SWL, LWL

Component	Specification
Port speeds	<ul style="list-style-type: none"> 128 Gb (4x 32 Gb) FC SWL QSFP+: 128 Gbps, 4x 32 Gbps, or 4x 16 Gbps 128 Gb (4x 32 Gb) FC LWL QSFP+: 128 Gbps or 4x 32 Gbps fixed 4x 16 Gb FC QSFP+: 4x 16/8/4 Gbps auto-sensing 32 Gb FC SFP+: 32/16/8 Gbps auto-sensing 16 Gb FC SFP+: 16/8/4 Gbps auto-sensing 10 Gb FC SFP+: 10 Gbps fixed <p>Note: With Fabric OS 9.0 and later, the 4 Gbps port speed is supported only on the F_Port and N_Port port types.</p>
FC port types	<ul style="list-style-type: none"> Full Fabric mode: F_Port, M_Port (Mirror Port), E_Port, EX_Port (Requires an optional Integrated Routing License), D_Port (Diagnostic Port) Access Gateway mode: F_Port and NPIV-enabled N_Port
Data traffic types	Unicast (Class 2 and Class 3), multicast (Class 3 only), broadcast (Class 3 only)
Classes of service	Class 2, Class 3, Class F (inter-switch frames)
Standard features	Full Fabric mode, Access Gateway, Advanced Zoning, Fabric Services, 10 Gb FC, Adaptive Networking, Advanced Diagnostic Tools, Virtual Fabrics, In-flight Compression, In-flight Encryption
Optional features	Enterprise Bundle (ISL Trunking, Fabric Vision, Extended Fabric) or Mainframe Enterprise Bundle (ISL Trunking, Fabric Vision, Extended Fabric, FICON CUP), Integrated Routing
Performance	<p>Non-blocking architecture with wire-speed forwarding of traffic:</p> <ul style="list-style-type: none"> 4GFC: 4.25 Gbit/sec line speed, full duplex 8GFC: 8.5 Gbit/sec line speed, full duplex 10GFC: 10.51875 Gbit/sec line speed, full duplex 16GFC: 14.025 Gbit/sec line speed, full duplex 32GFC: 28.05 Gbit/sec line speed, full duplex 128GFCp: 4x 28.05 Gbit/sec line speed, full duplex Aggregated throughput: 2 Tbps Latency for locally switched ports is < 780 ns (including FEC); compression is 1 µs per node
Scalability	<ul style="list-style-type: none"> Maximum number of switches in the fabric: 239 Maximum frame size: 2,112-byte payload Maximum number of frame buffers per switch: 15,360 Maximum number of ports per ISL trunk: 8x SFP+ or 2x QSFP+ (Up to 256 Gbps; ISL Trunking license is included in the Enterprise or Mainframe Enterprise bundle)
Cooling	Three fans built into each power supply; N+N cooling redundancy with two power supplies. Non-port to port side airflow.
Power supply	Two redundant hot-swap 250 W AC (100 - 240 V) power supplies (IEC 320-C14 connector).
Hot-swap parts	SFP+/QSFP+ transceivers, power supplies with fans.
Management ports	One 10/100/1000 Mb Ethernet port (UTP, RJ-45); one RS-232 port (Mini-USB Models HC7, HC8, HC9; RJ-45 for all other models); one USB port (for additional firmware/log/configuration files storage).
Management interfaces	EZSwitch Setup; Web-based GUI (Web Tools); Command Line Interface (CLI); SMI-S; SNMP; REST API. Optional Brocade SANnav Management Portal and SANnav Global View, or Brocade Network Advisor.
Security features	Secure Socket Layer (SSL); Secure Shell (SSH); Secure Copy (SCP); Secure FTP (SFTP); user level security, Role-based Access Control (RBAC); LDAP, RADIUS, and TACACS+ authentication; access control lists (ACLs)
Hardware warranty	One-year customer-replaceable unit limited warranty with 9x5 next business day parts delivered.

Component	Specification
Service and support	Optional service upgrades are available through Lenovo Services: 9x5 next business day onsite response, 24x7 2-hour or 4-hour onsite response, 24x7 6-hour or 24-hour committed service repair, up to 5 years of warranty coverage, 1-year or 2-year post-warranty extensions, and Basic Hardware Installation Services.
Firmware entitlement	Models HC3, HC4, HC5, HC6, HC7, HC8, HC9: One year of firmware entitlement Models HC1, HC2: Three years of firmware entitlement Optional one- and two-year firmware support extension licenses are available from Lenovo for Models HC1 and HC2. Firmware entitlement extension licenses for Models HC3, HC4, HC5, HC6, HC7, HC8, HC9 are included in the warranty service upgrades.
Dimensions	Height: 44 mm (1.7 in.); width: 440 mm (17.3 in.); depth: 356 mm (14.0 in.)
Weight	Empty: 7.7 kg (17.0 lb); Fully configured: 8.5 kg (18.8 lb).

Models

The following table lists the ThinkSystem DB620S FC SAN Switch models.

Table 2. Lenovo ThinkSystem DB620S FC SAN Switch models

Machine Type-Model	Part number	Feature code	Description	Firmware entitlement
Models without SFPs included				
6415-HC3	6415G3A	B3YW	ThinkSystem DB620S, 24 ports licensed, No SFPs, 2 PS, Rail Kit, 1Yr FW	1 year
Models with 16Gb SFPs				
6415-HC6	6415J1A	B6BU	ThinkSystem DB620S, 24 ports licensed, 24x 16Gb SWL SFPs, 2 PS, Rail Kit, 1Yr FW	1 year
6415-HC9	6415L3A	BCH4	ThinkSystem DB620S, 24 ports licensed, 24x 16Gb SWL SFPs, 2 PS, Rail Kit (1yr)	1 year
Models with 32Gb SFPs				
6415-HC1	6415G11	AVG2	ThinkSystem DB620S, 24 ports licensed, 24x 32Gb SWL SFPs, 2 PS, Rail Kit, 3Yr FW	3 years
6415-HC4	6415H11	B4QE	ThinkSystem DB620S, 24 ports licensed, 24x 32Gb SWL SFPs, 2 PS, Rail Kit, 1Yr FW	1 year
6415-HC7	6415L1A	BCH2	ThinkSystem DB620S, 24 ports licensed, 24x 32Gb SWL SFPs, 2 PS, Rail Kit (1yr)	1 year
Models with 32Gb SFPs and Enterprise Bundle				
6415-HC2	6415G2A	AVG3	ThinkSystem DB620S, ENT Bundle, 48 ports licensed, 48x 32Gb SWL SFPs, 2 PS, Rail Kit, 3Yr FW	3 years
6415-HC5	6415H2A	B4QF	ThinkSystem DB620S, ENT Bundle, 48 ports licensed, 48x 32Gb SWL SFPs, 2 PS, Rail Kit, 1Yr FW	1 year
6415-HC8	6415L2A	BCH3	ThinkSystem DB620S, ENT Bundle, 48 ports licensed, 48x 32Gb SWL SFPs, 2 PS, Rail Kit (1yr)	1 year

The DB620S FC SAN Switch part numbers include the following items:

- One FC SAN Switch - with transceivers included and ports activated as listed in the [Port activation licenses](#) section
- Serial cable - DB-9/RJ-45 to Mini-USB (Older models HC7 , HC8, and HC9) or RJ-45 (all other models)
- Rubber feet for setting up the switch as a standalone unit
- Fixed rack mount kit
- EZSwitch Setup web pointer card - <https://docs.broadcom.com/doc/FOS-90x-EZSwitch-UG>
- Online Documentation web pointer card
- SANNav web pointer card

The models with "ENT Bundle" in the description include the Enterprise Bundle of software features, as described in the [Enterprise Bundle](#) section.

Note: The switch comes standard without power cords; two power cables must be purchased together with the switch (see [Power supplies and cables](#) for details).

Firmware entitlement

Firmware entitlement is included with the DB620S FC SAN Switch and provides 1 year or 3 years of firmware support, depending on the model, as listed in the [Models](#) section.

Firmware entitlements can be upgraded as follows:

- All models: Firmware entitlement is included in any warranty service upgrades
- Models HC1 and HC2 (now withdrawn): Entitlement upgrades are available up to 7 years in 1-year or 2-year increments as listed in the following table.

The firmware entitlement and support extension options for Models HC1 and HC2 are listed in the following table.

Table 3. Firmware entitlement and support extension options (Models HC1 and HC2 only)

Part number	Feature code	Description
4ZN7A08474	B0R2	DB620S FC SAN FW Renewal, 1yr
4ZN7A08475	B0R3	DB620S FC SAN FW Renewal, 2yr

The Integrated Routing feature (7S0C000HWW) and the Mainframe Enterprise Bundle (7S0C000JWW) come with their own 1-year firmware support entitlement. The options to extend entitlement for additional years of firmware support for the Integrated Routing feature and the Mainframe Enterprise Bundle are listed in the following table.

Table 4. Firmware support extension options for Integrated Routing and Mainframe Enterprise Bundle

Part number	Feature code	Description
7S0C000RWW	S0F9	Lenovo DB620S Mainframe Enterprise Bundle Support Extension, 2-Years
7S0C000YWW	S0FG	Lenovo DB620S Mainframe Enterprise Bundle Support Extension, 4-Years
7S0C000QWW	S0F8	Lenovo DB620S Integrated Routing Support Extension, 2-Years
7S0C000XWW	S0FF	Lenovo DB620S Integrated Routing Support Extension, 4-Years

Port activation licenses

The DB620S FC SAN Switch models ship with port licenses (port activations) and transceivers as listed in the following table.

Table 5. Transceivers and Port activations included

Model	Part number	SFP+ Ports initially activated (max 48)	QSFP+ ports initially activated (max 4)	Transceivers included
Models without SFPs included				
6415-HC3	6415G3A	24	0	None
Models with 16Gb SFPs				
6415-HC6	6415J1A	24	0	24x 16Gb FC SWL SFP+
6415-HC9	6415L3A	24	0	24x 16Gb FC SWL SFP+
Models with 32Gb SFPs				
6415-HC1	6415G11	24	0	24x 32Gb FC SWL SFP+
6415-HC4	6415H11	24	0	24x 32Gb FC SWL SFP+
6415-HC7	6415L1A	24	0	24x 32Gb FC SWL SFP+
Models with 32Gb SFPs and Enterprise Bundle				
6415-HC2	6415G2A	48	0	48x 32Gb FC SWL SFP+
6415-HC5	6415H2A	48	0	48x 32Gb FC SWL SFP+
6415-HC8	6415L2A	48	0	48x 32Gb FC SWL SFP+

For models without the full 48 SFP+ ports activated, the remaining unlicensed ports can be activated by purchasing and installing the Ports on Demand (POD) licenses that are available with SFP+ transceivers in 12-port increments. The following table lists the ordering information.

The Four QSFP+ ports unlicensed ports on the switch can be activated by purchasing and installing the POD license that is available with QSFP+ transceivers.

The following table lists additional POD options for the DB620S FC SAN Switch.

Table 6. Ports on Demand (POD) options

Part number	Feature code	Description	Maximum quantity
SFP+ POD electronic authorization licenses			
7S0C000EWW	B3EE	Lenovo DB620S 12-Port License (No Transceivers)	2
SFP+ POD paper authorization licenses and bundles			
01KN764	AVJG	Lenovo DB620S 12-Port License (No Transceivers)	2
4M27A36844	B6C3	DB620S 12-Port SW License with 12x 16 Gbps SWL SFP+ Transceivers	2
01KN760	AVG4	Lenovo DB620S 12-Port License (12 Transceivers, 32Gbps)	2
QSFP+ POD electronic authorization licenses			
7S0C000FWW	B3EF	Lenovo DB620S QSFP+ Port License (No Transceivers)	1
QSFP+ POD paper authorization licenses and bundles			
01KN767	AVG6	Lenovo DB620S QSFP+ Port License (No Transceivers)	1
4M27A08819	B148	Lenovo DB620S QSFP+ Port License V2 (4 Transceivers, 128Gbps)	1

Transceivers and cables

With the flexibility of the DB620S FC SAN Switch, customers can choose the following connectivity technologies:

- QSFP+ ports
 - For 128 Gb (4x 32 Gb) FC links for connectivity between the DB630S or DB620S FC SAN Switches, customers can use 128 Gb FC QSFP+ SWL optical transceivers for distances up to 100 meters on OM4 or up to 70 meters on OM3 50 μ multimode fiber (MMF) optic cables. For longer distances, the 128 Gb (4x 32 Gb) FC 2KM LWL QSFP+ optical transceivers can support up to 2 kilometers on single-mode fiber (SMF) cables. The 4x 32 Gb FC links per QSFP+ port can be configured as 128 Gbps parallel FC [round robin 66-bit block distribution across four lanes] or in a 128 Gbps ISL trunk group.
 - For 32 Gb FC links, customers can use the 128 Gb (4x 32 Gbps) SWL QSFP+ Transceiver v2 with OM4 MMF MPO-4xLC breakout cables for distances up to 100 meters or OM3 MMF MPO-4xLC breakout cables for distances up to 70 meters.
 - For 16 Gb FC links, customers can use 50 μ MMF MPO-4xLC breakout cables for connectivity to other FC SAN switches or routers (E_Port or EX_Port) by using four independent 16 Gb FC links per QSFP+ port (no ISL trunking) with the following transceivers:
 - 128 Gb (4x 32 Gb) QSFP+ SWL v2 optical transceivers running at 4x 16 Gb speeds for distances up to 125 meters on OM4 or up to 100 meters on OM3 MMF cables.
 - 4x 16 Gb FC QSFP+ SWL optical transceivers for distances up to 100 meters on OM4 or up to 66 meters on OM3 MMF cables.
- SFP+ ports
 - For 32 Gb FC links, customers can use 32 Gb FC SFP+ SWL optical transceivers for distances up to 100 meters on OM4 or up to 70 meters on OM3 50 μ MMF cables. For longer distances, the 32 Gb FC LWL SFP+ optical transceivers can support up to 10 km on SMF cables. For extended distances, the 32 Gb FC ELWL SFP+ optical transceivers can support up to 25 kilometers on SMF cables. These transceivers can operate at 32 Gbps, 16 Gbps, or 8 Gbps speeds. (Except ELWL part number 4M27A65431 which can only operate at 32Gbps and 16 Gbps).
 - For 16 Gb FC links, customers can use 16 Gb FC SFP+ SWL optical transceivers for distances up to 125 meters on OM4 or up to 100 meters on OM3 50 μ MMF cables. For longer distances, the 16 Gb FC LWL SFP+ optical transceivers can support up to 10 kilometers on SMF cables. For extended distances, the 16 Gb FC ELWL SFP+ optical transceivers can support up to 25 kilometers on SMF cables. These transceivers can operate at 16 Gbps, 8 Gbps, or 4 Gbps speeds.
 - For 10 Gb FC links, customers can use 10 Gb FC SFP+ SWL transceivers for distances up to 550 meters on OM4 or up to 300 meters on OM3 50 μ MMF cables, or 10 Gb FC SFP+ LWL transceivers for distances up to 10 km on SMF cables. 10 Gb FC operations allow metro connectivity by directly utilizing a fiber optic cable between sites or by creating multiple channels on an optical cable between sites, utilizing Wave Division Multiplexing (WDM) technology (the Extended Fabric feature is NOT required for long distance 10 Gb FC connectivity).
- 1 GbE RJ-45 management port: Customers can use UTP cables for distances up to 100 meters.

The DB620S FC SAN Switch comes with SFP+ transceivers as listed in the table in the [Port activation licenses](#) section. Additional SWL, LWL, and ELWL SFP+ and SWL and LWL QSFP+ transceivers can be ordered if needed.

The following table lists the supported transceiver and cable options.

Brocade Secure transceivers: These new Secure transceivers have features to ensure that you are using genuine Brocade components to maximize performance and reliability and to help avoid issues related to counterfeit products.

Table 7. Transceivers and cables

Part number	Feature code	Description	Maximum supported
QSFP+ transceivers			
4M27A65422	BF6G	Brocade Secure 128Gb (4x 32Gb/s) SWL QSFP+	4
4M27A08820	B145	Brocade 128GB (4x32Gbps) SWL QSFP+ Transceiver v2	4
4M27A09986	B26T	Brocade 128Gb (4x32Gbps) 2KM QSFP+ Transceiver	4
01KN805	AVGH	Brocade 4x16Gbps FC-Compliant SWL QSFP+ Transceiver	4
32 Gb FC SFP+ transceivers			
4M27A65416	BF69	Brocade Secure 32Gb SWL SFP+ Transceiver	48
4M27A65417	BF6A	Brocade Secure 32Gb SWL SFP+ Transceiver 8-pack	6
4M27A65418	BF6B	Brocade Secure 32Gb LWL SFP+ Transceiver (10 km)	48
4M27A65419	BF6C	Brocade Secure 32Gb LWL SFP+ Transceiver (10 km) 8-pack	6
4M27A65424	BF6D	Brocade Secure 32Gb ELWL SFP+ Transceiver (25 km)***	48*
4M27A65431	BQQE	Brocade Secure 32Gb ELWL SFP+ V2 Transceiver (25 km)***	8**
01KN789	AVGC	Brocade 32GB SWL SFP+ Transceiver	48
01KN793	AVGD	Brocade 32GB SWL SFP+ Transceiver (8-pack)	6
01KN795	AVGE	Brocade 32GB LWL SFP+ Transceiver	48
01KN799	AVGF	Brocade 32GB LWL SFP+ Transceiver (8-pack)	6
16 Gb FC SFP+ transceivers			
88Y6393	A22R	Brocade 16Gb SFP+ transceiver module	48
4M27A65411	BF64	Brocade Secure 16Gb SWL SFP+ Transceiver	48
4M27A65412	BF65	Brocade Secure 16Gb SWL SFP+ Transceiver 8-pack	6
4M27A65413	BF66	Brocade Secure 16Gb LWL SFP+ Transceiver (10 km)	48
4M27A65414	BF67	Brocade Secure 16Gb LWL SFP+ Transceiver (10 km) 8-pack	6
4M27A65415	BF68	Brocade Secure 16Gb ELWL SFP+ Transceiver (25 km)	48*
00MY768	ASK2	Brocade 16GB 10KM LW SFP Transceiver	48
00MY770	ASK3	Brocade 16GB 25KM ELW SFP Transceiver	48*
10 Gb FC SFP+ transceivers			
4M27A65420	BF6E	Brocade Secure 10Gb FC LWL SFP+ Transceiver (10 km)	48
4M27A65421	BF6F	Brocade Secure 10Gb FC SWL SFP+ Transceiver	48
00YH933	ATSY	Brocade 10G FC SWL SFP+	48
00YH929	ATSX	Brocade 10G FC LWL SFP+	48
Optical cables for 128Gb v2 and 4x16/32 Gb FC SWQSFP+ transceivers			
00VX003	AT2U	Lenovo 10m QSFP+ MPO-MPO OM3 MMF Cable	4
00VX005	AT2V	Lenovo 30m QSFP+ MPO-MPO OM3 MMF Cable	4
Optical breakout cables for 128Gb v2 and 4x16/32 Gb FC SWQSFP+ transceivers			
00FM412	A5UA	Lenovo 1m MPO-4xLC OM3 MMF Breakout Cable	4
00FM413	A5UB	Lenovo 3m MPO-4xLC OM3 MMF Breakout Cable	4
00FM414	A5UC	Lenovo 5m MPO-4xLC OM3 MMF Breakout Cable	4
OM3 optical cables for 16 Gb and 32 Gb FC SW SFP+ transceivers			
00MN499	ASR5	Lenovo 0.5m LC-LC OM3 MMF Cable	48
00MN502	ASR6	Lenovo 1m LC-LC OM3 MMF Cable	48

Part number	Feature code	Description	Maximum supported
00MN505	ASR7	Lenovo 3m LC-LC OM3 MMF Cable	48
00MN508	ASR8	Lenovo 5m LC-LC OM3 MMF Cable	48
00MN511	ASR9	Lenovo 10m LC-LC OM3 MMF Cable	48
00MN514	ASRA	Lenovo 15m LC-LC OM3 MMF Cable	48
00MN517	ASRB	Lenovo 25m LC-LC OM3 MMF Cable	48
00MN520	ASRC	Lenovo 30m LC-LC OM3 MMF Cable	48
OM4 optical cables for 16 Gb and 32 Gb FC SW SFP+ transceivers			
4Z57A10845	B2P9	Lenovo 0.5m LC-LC OM4 MMF Cable	48
4Z57A10846	B2PA	Lenovo 1m LC-LC OM4 MMF Cable	48
4Z57A10847	B2PB	Lenovo 3m LC-LC OM4 MMF Cable	48
4Z57A10848	B2PC	Lenovo 5m LC-LC OM4 MMF Cable	48
4Z57A10849	B2PD	Lenovo 10m LC-LC OM4 MMF Cable	48
4Z57A10850	B2PE	Lenovo 15m LC-LC OM4 MMF Cable	48
4Z57A10851	B2PF	Lenovo 25m LC-LC OM4 MMF Cable	48
4Z57A10852	B2PG	Lenovo 30m LC-LC OM4 MMF Cable	48
UTP Category 6 cables (Green) for the 1 GbE RJ-45 management port			
00WE123	AVFW	0.75m Green Cat6 Cable	1
00WE127	AVFX	1.0m Green Cat6 Cable	1
00WE131	AVFY	1.25m Green Cat6 Cable	1
00WE135	AVFZ	1.5m Green Cat6 Cable	1
00WE139	AVG0	3m Green Cat6 Cable	1
90Y3718	A1MT	10m Green Cat6 Cable	1
90Y3727	A1MW	25m Green Cat6 Cable	1
UTP Category 5e cables (Blue) for the 1 GbE RJ-45 management port			
40K5679	3801	e1350 .6 Meter Blue Ethernet Cable	1
40K8785	3802	1.5 Meter Blue Ethernet Cable	1
40K5581	3803	3m Blue Cat5e Cable	1
40K8927	3804	e1350 10 Meter Blue Ethernet Cable	1
40K8930	3805	25m Blue Cat5e Cable	1

* When using ELW SFP+ transceivers over distances over 10 km, the Extended Fabric feature that is available in the Enterprise or Mainframe Enterprise Bundle is required on a SAN switch to drive the maximum bandwidth over the extended links.

** The specific ELWL only operates at 32 Gbps and 16Gbps. Plus the ELWL is only supported in 6415-HC7/HC8/HC9 models. The Extended Fabric feature that is available in the Enterprise or Mainframe Enterprise Bundle is required on a SAN switch to drive the maximum bandwidth over the extended links. Requires minimum FOD 9.1.1

*** ELWL Requires same optic type/part number on both ends (no-mixing) to assure interoperability.

The following table lists the cabling requirements for the switch.

Table 8. DB620S FC SAN Switch cabling requirements

Transceiver	Standard	Cable	Connector
128 Gb (4x 32 Gb) Fibre Channel			

Transceiver	Standard	Cable	Connector
128 Gb (4x 32 Gb) FC SWL QSFP+ v2 (4M27A08820)	FC-PI-6P FC-PI-6	Up to 30 m with MPO-MPO MMF cables or up to 5 m with MPO-4xLC MMF breakout cables supplied by Lenovo (see Table 4) 850 nm 50 μ MPO-MPO MMF cable or MPO-4xLC MMF breakout cable: <ul style="list-style-type: none"> 128GFCp: Up to 100 m (OM4) or up to 70m (OM3) 32GFC: Up to 100 m (OM4) or up to 70m (OM3) 16GFC: Up to 125 m (OM4) or up to 100m (OM3) 	MPO
128 Gb (4x 32 Gb) FC 2km LWL QSFP+ (4M27A09986)	FC-PI-6P FC-PI-6	1310 nm 9 μ SMF cable: <ul style="list-style-type: none"> 128GFCp, 32GFC: Up to 2 km 	LC
32 Gb Fibre Channel			
32 Gb FC SWL SFP+ (01KN789, 01KN793, 4M27A65416, 4M27A65417)	FC-PI-6	Up to 30 m with LC-LC MMF cables supplied by Lenovo (see Table 4) 850 nm 50 μ MMF cable: <ul style="list-style-type: none"> 32GFC: Up to 100 m (OM4) or up to 70 m (OM3) 16GFC: Up to 125 m (OM4) or up to 100 m (OM3) 8GFC: Up to 190 m (OM4) or up to 150 m (OM3) 	LC
4x 32 Gb FC SWL QSFP+ (4M27A65422)	FC-PI-6	Up to 30 m with MPO-MPO MMF optical cables or up to 5 m with MPO-4xLC optical breakout cables supplied by Lenovo (see Table 4) 850 nm 50 μ MMF cable: <ul style="list-style-type: none"> 16/32GFC: Up to 100 m (OM4) or up to 66 m (OM3) 	MPO
32 Gb FC LWL SFP+ (01KN795, 01KN799, 4M27A65418, 4M27A65419)	FC-PI-6	1310 nm 9 μ SMF cable: <ul style="list-style-type: none"> 32GFC, 16GFC, 8GFC: Up to 10 km 	LC
32 Gb FC ELWL SFP+ (4M27A65424/4M27A65431)	FC-PI-6	1310 nm 9 μ SMF cable: <ul style="list-style-type: none"> 16/32GFC: Up to 25 km 	LC
16 Gb Fibre Channel			
16 Gb FC SWL SFP+ (88Y6393, 4M27A65411, 4M27A65412)	FC-PI-6	Up to 30 m with LC-LC MMF cables supplied by Lenovo (see Table 4). 850 nm 50 μ MMF cable: <ul style="list-style-type: none"> 16GFC: Up to 125 m (OM4) or up to 100 m (OM3) 8GFC: Up to 190 m (OM4) or up to 150 m (OM3) 4GFC: Up to 400 m (OM4) or up to 380 m (OM3) 	LC
4x 16 Gb FC SWL QSFP+ (01KN805)	FC-PI-6	Up to 30 m with MPO-MPO MMF optical cables or up to 5 m with MPO-4xLC optical breakout cables supplied by Lenovo (see Table 4) 850 nm 50 μ MMF cable: <ul style="list-style-type: none"> 16GFC: Up to 100 m (OM4) or up to 66 m (OM3) 	MPO
16 Gb FC LWL SFP+ (4M27A65413, 4M27A65414)	FC-PI-6	1310 nm 9 μ single-mode fiber optic cable: <ul style="list-style-type: none"> 16GFC, 8GFC: Up to 10 km 	LC
16 Gb FC LWL SFP+ (00MY768)	FC-PI-5	1310 nm 9 μ SMF cable: <ul style="list-style-type: none"> 16GFC, 8GFC: Up to 10 km 4GFC: Up to 30 km 	LC

Transceiver	Standard	Cable	Connector
16 Gb FC ELWL SFP+ (00MY770, 4M27A65415)	FC-PI-6	1310 nm 9 μ SMF cable: <ul style="list-style-type: none"> 16GFC: Up to 25 km 	LC
10 Gb Fibre Channel			
10 Gb FC SWL SFP+ (00YH933, 4M27A65421)	FC-10GFC	850 nm 50 μ MMF cable: <ul style="list-style-type: none"> 10GFC: Up to 550 m (OM4) or up to 300 m (OM3) 	LC
10 Gb FC LWL SFP+ (00YH929, 4M27A65420)	FC-10GFC	1310 nm 9 μ SMF cable: <ul style="list-style-type: none"> 10GFC: Up to 10 km 	LC
Management ports			
10/100/1000 Mb Ethernet port	1000BASE-T	Up to 25 m with UTP cables supplied by Lenovo (see Table 4) UTP Category 5, 5E, and 6 up to 100 meters	RJ-45

Enterprise Bundles and Integrated Routing features

As listed in the [Models](#) section, some models include a set of software features known as the Enterprise Bundle. The Enterprise Bundle is comprised of the following features:

- ISL Trunking (TRK): Allows frame-based consolidation of up to 8 inter-switch links (ISLs) into fault-tolerant and load-balanced trunks with bandwidth of up to 256 Gbps.
- Fabric Vision (FV)
 - Monitoring and Alerting Policy Suite (MAPS): Provides an easy-to-use solution for policy-based threshold monitoring and alerting. MAPS proactively monitors the health and performance of any SCSI or NVMe storage infrastructure to ensure application uptime and availability. By leveraging prebuilt rule-/policy-based templates, MAPS simplifies fabric-wide threshold configuration, monitoring, and alerting. Administrators can configure the entire fabric (or multiple fabrics) at one time using common rules and policies, or customize policies for specific ports or switch elements. With Flow Vision and VM Insight, administrators set thresholds for VM flow metrics in MAPS policies in order to be notified of VM performance degradation.
 - Flow Vision:

Enables administrators to identify, monitor, and analyze specific application flows in order to simplify troubleshooting, maximize performance, avoid congestion, and optimize resources. Flow Vision includes:

 - Flow Monitor: Provides comprehensive visibility, automatic learning, and non-disruptive monitoring of a flow's performance. Administrators can monitor all flows from a specific host to multiple targets or volumes, from multiple hosts to a specific target/volume, or across a specific ISL. Additionally, they can perform volume-level monitoring of specific frame types to identify resource contention or congestion that is impacting application performance. With the IO Insight capability, administrators can monitor first IO response time, IO completion time, the number of pending IOs, and IOPS metrics for a flow from a specific host to a target or volume running SCSI or NVMe over Fibre Channel traffic. With VM Insight, administrators can monitor network throughput and IO statistics for each VM.
 - Flow Learning: Enables administrators to non-disruptively discover all flows that go to or come from a specific host port or a storage port, or traverse ISLs/IFLs or FCIP tunnels, to monitor fabric-wide application performance. In addition, administrators can discover top and bottom bandwidth-consuming devices and manage capacity planning.
 - Flow Generator: Provides a built-in traffic generator for pretesting and validating the data center infrastructure for robustness—including route verification and integrity of optics, cables, ports, back-end connections, and ISLs—before deploying applications.
 - Flow Mirroring: Provides the ability to non-disruptively create copies of specific application and data flows or frame types that can be captured for in-depth analysis.
 - VM Insight: Seamlessly monitors health and performance of individual Virtual Machines (VMs) to

quickly identify abnormal VM behavior and enable administrators to proactively facilitate troubleshooting and fault isolation, helping to ensure performance and operational stability.

- IO Insight: Proactively monitors IO performance and behavior through integrated network sensors to gain deep insight into problems and ensure service levels. This capability non-disruptively and non-intrusively gathers IO statistics for both SCSI and NVMe traffic from any device port on a Gen 6 Fibre Channel platform, then applies this information within an intuitive, policy-based monitoring and alerting suite to configure thresholds and alarms.
- Fabric Performance Impact (FPI) Monitoring: Leverages predefined MAPS policies to automatically detect and alert administrators to different latency severity levels, and to identify slow drain devices that could impact network performance. This feature identifies various latency severity levels, pinpointing exactly which devices are causing or are impacted by a bottlenecked port, and quarantines slow drain devices automatically to prevent buffer credit starvation.
- Extended Fabric (EF): Extends Fibre Channel SANs beyond 10 km distance limitations for replication and backup at full bandwidth.

Two additional feature upgrades are available as listed in the following table. One license is needed per switch.

- The Mainframe Enterprise Bundle includes:
 - All features of the Enterprise Bundle as listed above
 - Control Unit Port (CUP). The Control Unit Port provides an in-band management interface that the FICON host (Mainframe) can use for managing and monitoring the FC SAN switch.
- The Integrated Routing feature (FC-FC routing service) provides Fibre Channel routing between two or more fabrics without merging those fabrics.

The Enterprise Bundle and Mainframe Enterprise are mutually exclusive; that is, either Enterprise Bundle or Mainframe Enterprise Bundle can be licensed on a switch, but not both.

Table 9. Optional licensed features (one license per switch)

Part number	Feature code	Description
Electronic authorization licenses		
7S0C000GWW	B3EG	Lenovo DB620S Enterprise Bundle (TRK, FV, EF)
7S0C000JWW	B3EJ	Lenovo DB620S Mainframe Enterprise Bundle (TRK, FV, EF, CUP)
7S0C000HWW	B3EH	Lenovo DB620S Integrated Routing
Paper authorization licenses		
01KN776	AVG9	Lenovo DB620S S/W, Integrated Routing
01KN774	AVG8	Lenovo DB620S S/W, Enterprise Bundle (TRK, FV, EF)
01KN778	AVGA	Lenovo DB620S S/W, Mainframe Enterprise Bundle (TRK, FV, EF, CUP)

Management software

Lenovo offers optional Brocade SANnav™ Management Portal and SANnav Global View software license subscriptions that provide comprehensive visibility into the SAN environment, allow administrators to quickly identify, isolate, and correct problems, and accelerate administrative tasks by simplifying and automating workflows.

SANnav Management Portal is a next-generation SAN management application with a simple browser-based user interface (UI) and with a focus on streamlining common workflows, such as configuration, zoning, deployment, monitoring, troubleshooting, reporting, and analytics.

Lenovo offers the following SANnav Management Portal subscriptions:

- SANnav Management Portal Base: Designed for mid-sized SANs to manage up to 600 SAN switch ports only (SAN director ports can only be managed with the Enterprise edition).
- SANnav Management Portal Enterprise: Designed for enterprise-class SANs to manage up to 15,000 SAN switch and director ports.

SANnav Management Portal supports all Brocade SAN switches and platforms that run the Fabric OS® version 7.4 or above, including Lenovo B300, B6505, B6510, DB610S, DB620S, DB630S, DB400D, DB710S, DB720S, DB730S, DB800D, Brocade Directors, and FC5022.

With SANnav Global View, administrators can quickly visualize the health, performance, and inventory of multiple SANnav Management Portal instances using a simple, intelligent dashboard and can easily navigate from a global view down to local environments to investigate points of interest. SANnav Global View is designed to manage up to 20 SANnav Management Portal instances.

For more information, refer to the SANnav Management Portal documentation:

<http://www.broadcom.com/products/fibre-channel-networking/software/sannav-management-portal#documentation>

The following table lists ordering information for the optional SANnav Management Portal and SANnav Global View management tools. After a client has an active SANnav license, Lenovo offers a “license extension/renewal”. This offering provides our clients the flexible to extend their subscription down to a specific end date. This allows clients the ability to align to your company’s budget or align with warranty of your FC SAN switches/directors. Please engage directly with your Lenovo sales representative for more details.

Table 10. SANnav Management Portal and SANnav Global View subscription licenses

Part number	Feature code	Description
SANnav Management Portal electronic authorization licenses		
7S0C0010WW	S1K6	Brocade SANnav Mgmt Portal Base Edition - 1YR License 600 ports
7S0C0013WW	S1K8	Brocade SANnav Mgmt Portal Base Edition - 3YR License 600 ports
7S0C001KWW	S4MB	Brocade SANnav Mgmt Portal Base Edition - 5YR License 600 ports
7S0C0011WW	S1K7	Brocade SANnav Mgmt Portal Enterprise Edition - 1YR License 15K ports
7S0C0014WW	S1K9	Brocade SANnav Mgmt Portal Enterprise Edition - 3YR License 15K ports
7S0C001LWW	S4MC	Brocade SANnav Mgmt Portal Enterprise Edition - 5YR License 15K ports
SANnav Global View electronic authorization licenses		
7S0C0012WW	S1D8	Brocade SANnav Global View - 1YR License
7S0C0015WW	S1D9	Brocade SANnav Global View - 3YR License
7S0C001JWW	S4MA	Brocade SANnav Global View - 5YR License

The SANnav licenses are subscription-based with 1-year, 3-year, or 5-year software entitlement and support.

Fibre Channel standards

The SAN Switch supports the standards listed at the following web page:

<https://www.broadcom.com/support/fibre-channel-networking/san-standards/standards-compliance>

Power supplies and cables

The DB620S FC SAN Switch ships with two redundant hot-swap 250 W AC power supplies. Each power supply has an IEC 309-C14 connector.

The switch comes standard without a power cord; two rack power cables or line cords must be ordered together with the switch (see the following table).

Table 11. Power cord options

Part number	Feature code	Description
Rack power cables		
39Y7937	6201	1.5m, 10A/100-250V, C13 to C14 Jumper Cord
CTO only	6568	1.8m, 10A/100-250V, 2xC13PM to IEC 320-C14 Rack Power Cable
4L67A08366	6311	2.8m, 10A/100-250V, C13 to C14 Jumper Cord
39Y7938	6204	2.8m, 10A/100-250V, C13 to IEC 320-C20 Rack Power Cable
39Y7932	6263	4.3m, 10A/100-250V, C13 to C14 Jumper Cord
Line cords		
39Y7931	6207	Power Cable - C13 / NEMA 5-15P 14ft
46M2592	A1RF	2.8m, 10A/250V, C13 to NEMA 6-15P Line Cord
39Y7930	6222	2.8m, 10A/250V, C13 to IRAM 2073 (Argentina) Line Cord
39Y7924	6211	2.8m, 10A/250V, C13 to AS/NZ 3112 (Australia/NZ) Line Cord
39Y7929	6223	Brazil 10A line C13 to NBR 6147 (2.8M)
39Y7928	6210	2.8m, 10A/220V, C13 to GB 2099.1 (China) Line Cord
39Y7918	6213	2.8m, 10A/250V, C13 to DK2-5a (Denmark) Line Cord
39Y7917	6212	2.8m, 10A/230V, C13 to CEE7-VII (Europe) Line Cord
39Y7927	6269	2.8m, 10A/250V, C13(2P+Gnd) (India) Line Cord
39Y7920	6218	2.8m, 10A/250V, C13 to SI 32 (Israel) Line Cord
39Y7921	6217	2.8m, 220-240V, C13 to CEI 23-16 (Italy/Chile) Line Cord
46M2593	A1RE	2.8m, 12A/125V, C13 to JIS C-8303 (Japan) Line Cord
39Y7925	6219	2.8m, 220-240V, C13 to KETI (S Korea) Line Cord
39Y7922	6214	2.8m, 10A/250V, C13 to SABS 164 (S Africa) Line Cord
39Y7919	6216	2.8m, 10A/250V, C13 to SEV 1011-S24507 (Swiss) Line Cord
00CG265	A53E	Power Cord Taiwan AC plug 10A/250V 2.8M OPT
00CG267	A53F	Power Cord Taiwan AC plug 15A/125V 2.8M OPT
39Y7923	6215	2.8m, 10A/250V, C13 to BS 1363/A (UK) Line Cord

Rack installation

The DB620S FC SAN Switch comes standard with the fixed rack mount kit that can be used for 4-post rack installations. If needed, the DB620S FC SAN Switch can be mounted in a 2-post rack cabinet by using the optional mid-mount rack kit that is listed in the following table.

Table 12. Rack-mount options

Part number	Feature code	Description	Maximum quantity supported
01KN770	AVG7	Lenovo Mid-Mount Rack Kit	1

The optional mid-mount rack kit for the DB620S FC SAN Switch is shown in the following figure.

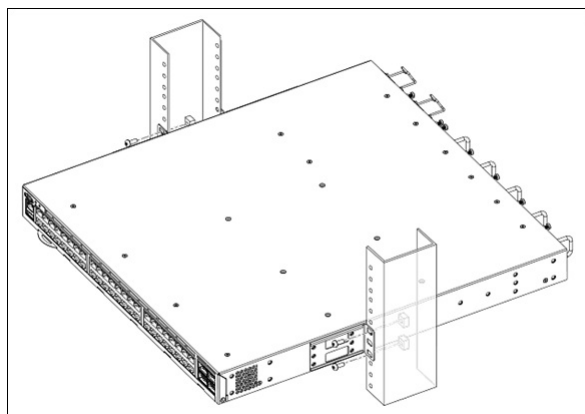


Figure 4. Lenovo DB620S Mid-mount Rack Kit

In addition, in order for the DB620S 32Gb FC SAN Switch to meet FIPS 140-2 Level 2 Physical Security requirements the tamper-evident seals must be installed (see the following table for ordering information).

Table 13. Tamper-evident security seals

Description	Part number	Feature code	Maximum quantity supported
Brocade FIPS 140-2 High Security Labels and Seals	01KN785	AVGB	1

Physical specifications

The DB620S FC SAN Switch has the following dimensions and weight (approximate):

- Height: 44 mm (1.7 in.)
- Width: 440 mm (17.3 in.)
- Depth: 356 mm (14.0 in.)
- Weight:
 - Empty: 7.7 kg (17.0 lb)
 - Fully configured: 8.5 kg (18.8 lb)

Operating environment

The DB620S FC SAN Switch is supported in the following environment:

- Air temperature:
 - Operating: 0°C to 40°C (32°F to 104°F)
 - Non-operating: -25°C to +70°C (-13°F to 158°F)
- Maximum altitude:
 - Operating: 3,000 m (9,842 ft)
 - Non-operating: 12,000 m (39,370 ft)
- Humidity:
 - Operating: 8% to 90% non-condensing
 - Non-operating: 8% to 90% non-condensing
- Electrical power:
 - Voltage range: 100 V AC - 240 V AC (nominal)
 - Frequency: 50 Hz / 60 Hz (nominal)
 - Power consumption:
 - Idle: 155 watts
 - Typical: 192 watts
 - Maximum: 205 watts
- Heat dissipation:
 - Idle: 529 BTU per hour
 - Typical: 655 BTU per hour
 - Maximum: 696 BTU per hour
- Acoustical noise emission: 65 dB

Warranty and support

The DB620S FC SAN Switch has a one-year warranty.

Our global network of regional support centers offers consistent, local-language support enabling you to vary response times and level of service to match the criticality of your support needs:

- **Standard Next Business Day** – Best choice for non-essential systems requiring simple maintenance.
- **Premier Next Business Day** – Best choice for essential systems requiring technical expertise from senior-level Lenovo engineers.
- **Premier 24x7 4-Hour Response** – Best choice for systems where maximum uptime is critical.
- **Premier Enhanced Storage Support 24x7 4-Hour Response** – Best choice for storage systems where maximum uptime is critical.

For more information, consult the brochure [Lenovo Operational Support Services for Data Centers Services](#).

Services

Lenovo Data Center Services empower you at every stage of your IT lifecycle. From expert advisory and strategic planning to seamless deployment and ongoing support, we ensure your infrastructure is built for success. Our comprehensive services accelerate time to value, minimize downtime, and free your IT staff to focus on driving innovation and business growth.

Note: Some service options may not be available in all markets or regions. For more information, go to <https://lenovolocator.com/>. For information about Lenovo service upgrade offerings that are available in your region, contact your local Lenovo sales representative or business partner.

In this section:

- [Lenovo Advisory Services](#)

- [Lenovo Plan & Design Services](#)
- [Lenovo Deployment, Migration, and Configuration Services](#)
- [Lenovo Support Services](#)
- [Lenovo Managed Services](#)
- [Lenovo Sustainability Services](#)

Lenovo Advisory Services

Lenovo Advisory Services simplify the planning process, enabling customers to build future-proofed strategies in as little as six weeks. Consultants provide guidance on projects including VM migration, storage, backup and recovery, and cost management to accelerate time to value, improve cost efficiency, and build a flexibly scalable foundation.

- **Assessment Services**

An Assessment helps solve your IT challenges through an onsite, multi-day session with a Lenovo technology expert. We perform a tools-based assessment which provides a comprehensive and thorough review of a company's environment and technology systems. In addition to the technology based functional requirements, the consultant also discusses and records the non-functional business requirements, challenges, and constraints. Assessments help organizations like yours, no matter how large or small, get a better return on your IT investment and overcome challenges in the ever-changing technology landscape.

- **Design Services**

Professional Services consultants perform infrastructure design and implementation planning to support your strategy. The high-level architectures provided by the assessment service are turned into low level designs and wiring diagrams, which are reviewed and approved prior to implementation. The implementation plan will demonstrate an outcome-based proposal to provide business capabilities through infrastructure with a risk-mitigated project plan.

Lenovo Plan & Design Services

Unlock faster time to market with our tailored, strategic design workshops to align solution approaches with your business goals and technical requirements. Leverage our deep solution expertise and end-to-end delivery partnership to meet your goals efficiently and effectively.

Lenovo Deployment, Migration, and Configuration Services

Optimize your IT operations by shifting labor-intensive functions to Lenovo's skilled technicians for seamless on-site or remote deployment, configuration, and migration. Enjoy peace of mind, faster time to value, and comprehensive knowledge sharing with your IT staff, backed by our best-practice methodology.

- **Deployment Services for Storage and ThinkAgile**

A comprehensive range of remote and onsite options tailored specifically for your business needs to ensure your storage and ThinkAgile hardware are fully operational from the start.

- **Hardware Installation Services**

A full-range, comprehensive setup for your hardware, including unpacking, inspecting, and positioning components to ensure your equipment is operational and error-free for the most seamless and efficient installation experience, so you can quickly benefit from your investments.

- **DM/DG File Migration Services**

Take the burden of file migration from your IT's shoulders. Our experts will align your requirements and business objectives to the migration plans while coordinating with your team to plan and safely execute the data migration to your storage platforms.

- **DM/DG/DE Health Check Services**

Our experts perform proactive checks of your Firmware and system health to ensure your machines are operating at peak and optimal efficiency to maximize up-time, avoid system failures, ensure the security of IT solutions and simplify maintenance.

- **Factory Integrated Services**

A suite of value-added offerings provided during the manufacturing phase of a server or storage system that reduces time to value. These services aim at improving your hardware deployment experience and enhance the quality of a standard configuration before it arrives at your facility.

Lenovo Support Services

In addition to response time options for hardware parts, repairs, and labor, Lenovo offers a wide array of additional support services to ensure your business is positioned for success and longevity. Our goal is to reduce your capital outlays, mitigate your IT risks, and accelerate your time to productivity.

- **Premier Support for Data Centers**

Your direct line to the solution that promises the best, most comprehensive level of support to help you fully unlock the potential of your data center.

- **Premier Enhanced Storage Support (PESS)**

Gain all the benefits of Premier Support for Data Centers, adding dedicated storage specialists and resources to elevate your storage support experience to the next level.

- **Committed Service Repair (CSR)**

Our commitment to ensuring the fastest, most seamless resolution times for mission-critical systems that require immediate attention to ensure minimal downtime and risk for your business. This service is only available for machines under the Premier 4-Hour Response SLA.

- **Multivendor Support Services (MVS)**

Your single point of accountability for resolution support across vast range of leading Server, Storage, and Networking OEMs, allowing you to manage all your supported infrastructure devices seamlessly from a single source.

- **Keep Your Drive (KYD)**

Protect sensitive data and maintain compliance with corporate retention and disposal policies to ensure your data is always under your control, regardless of the number of drives that are installed in your Lenovo server.

- **Technical Account Manager (TAM)**

Your single point of contact to expedite service requests, provide status updates, and furnish reports to track incidents over time, ensuring smooth operations and optimized performance as your business grows.

- **Enterprise Software Support (ESS)**

Gain comprehensive, single-source, and global support for a wide range of server operating systems and Microsoft server applications.

For more information, consult the brochure [Lenovo Operational Support Services for Data Centers](#).

Lenovo Managed Services

Achieve peak efficiency, high security, and minimal disruption with Lenovo's always-on Managed Services. Our real-time monitoring, 24x7 incident response, and problem resolution ensure your infrastructure operates seamlessly. With quarterly health checks for ongoing optimization and innovation, Lenovo's remote active monitoring boosts end-user experience and productivity by keeping your data center's hardware performing at its best.

Lenovo Managed Services provides continuous 24x7 remote monitoring (plus 24x7 call center availability) and proactive management of your data center using state-of-the-art tools, systems, and practices by a team of highly skilled and experienced Lenovo services professionals.

Quarterly reviews check error logs, verify firmware & OS device driver levels, and software as needed. We'll also maintain records of latest patches, critical updates, and firmware levels, to ensure your systems are providing business value through optimized performance.

Lenovo Sustainability Services

- **Asset Recovery Services**

Lenovo Asset Recovery Services (ARS) provides a secure, seamless solution for managing end-of-life IT assets, ensuring data is safely sanitized while contributing to a more circular IT lifecycle. By maximizing the reuse or responsible recycling of devices, ARS helps businesses meet sustainability goals while recovering potential value from their retired equipment. For more information, see the [Asset Recovery Services offering page](#).

- **CO2 Offset Services**

Lenovo's CO2 Offset Services offer a simple and transparent way for businesses to take tangible action on their IT footprint. By integrating CO2 offsets directly into device purchases, customers can easily support verified climate projects and track their contributions, making meaningful progress toward their sustainability goals without added complexity.

- **Lenovo Certified Refurbished**

Lenovo Certified Refurbished offers a cost-effective way to support IT circularity without compromising on quality and performance. Each device undergoes rigorous testing and certification, ensuring reliable performance and extending its lifecycle. With Lenovo's trusted certification, you gain peace of mind while making a more sustainable IT choice.

Lenovo TruScale

Lenovo TruScale XaaS is your set of flexible IT services that makes everything easier. Streamline IT procurement, simplify infrastructure and device management, and pay only for what you use – so your business is free to grow and go anywhere.

Lenovo TruScale is the unified solution that gives you simplified access to:

- The industry's broadest portfolio – from pocket to cloud – all delivered as a service
- A single-contract framework for full visibility and accountability
- The global scale to rapidly and securely build teams from anywhere
- Flexible fixed and metered pay-as-you-go models with minimal upfront cost
- The growth-driving combination of hardware, software, infrastructure, and solutions – all from one single provider with one point of accountability.

For information about Lenovo TruScale offerings that are available in your region, contact your local Lenovo sales representative or business partner.

Regulatory compliance

The DB620S FC SAN Switch conforms to the following regulations:

- Electromagnetic compatibility
 - FCC Part 15, Subpart B (Class A)
 - EN 55022 (CE mark) (Class A)
 - EN 55024 (CE mark)
 - ICES-003 (Canada) (Class A)
 - AS/NZ 55022 (Australia) (Class A)
 - VCCI (Japan) (Class A)
 - EN 61000-3-2
 - EN 61000-3-3
 - EN 61000-6-1
- Safety
 - UL/CSA 60950
 - EN 60950
 - IEC 60950
- Environmental: EU RoHS

Interoperability

For end-to-end storage configuration support, refer to the Lenovo Storage Interoperation Center (LSIC):
<https://datacentersupport.lenovo.com/us/en/lxic>

Use the LSIC to select the known components of your configuration and then get a list all other supported combinations, with details about supported hardware, firmware, operating systems, and drivers, plus any additional configuration notes. View results on screen or export them to Excel.

External storage systems

Lenovo offers the ThinkSystem DE Series, ThinkSystem DG Series and ThinkSystem DM Series external storage systems for high-performance storage. See the DE Series, DG Series and DM Series product guides for specific controller models, expansion enclosures and configuration options:

- ThinkSystem DE Series Storage
<https://lenovopress.com/storage/thinksystem/de-series#rt=product-guide>
- ThinkSystem DM Series Storage
<https://lenovopress.com/storage/thinksystem/dm-series#rt=product-guide>
- ThinkSystem DG Series Storage
<https://lenovopress.com/storage/thinksystem/dg-series#rt=product-guide>

External backup units

The following table lists the external backup options that are offered by Lenovo that can be used in Lenovo FC SAN solutions.

Note: Information provided in this section is for ordering reference purposes only. End-to-end LTO Ultrium configuration support for a particular tape backup unit *must* be verified through the System Storage Interoperation Center (SSIC):

<http://www.ibm.com/systems/support/storage/ssic>

Table 14. External Fibre Channel backup options

Part number	Description
External tape backup libraries	
6741A1F	IBM TS4300 3U Tape Library-Base Unit
Fibre Channel backup drives for TS4300 Tape Library - Full Height	
01KP935	LTO 6 FH Fibre Channel Drive
01KP938	LTO 7 FH Fibre Channel Drive
01KP954	LTO 8 FH Fibre Channel Drive
02JH837	LTO 9 FH Fibre Channel Drive
Fibre Channel backup drives for TS4300 Tape Library - Half Height	
01KP933	LTO 6 HH Fibre Channel Drive
01KP936	LTO 7 HH Fibre Channel Drive
01KP952	LTO 8 HH Fibre Channel Drive
02JH835	LTO 9 HH Fibre Channel Drive

For more information, see the list of Product Guides in the Tape Autoloaders and Libraries category:

<https://lenovopress.com/storage/tape/library>

Rack cabinets

The following table lists the supported rack cabinets.

Table 15. Rack cabinets (D)

Model	Description
7D6DA007WW	ThinkSystem 42U Onyx Primary Heavy Duty Rack Cabinet (1200mm)
7D6DA008WW	ThinkSystem 42U Pearl Primary Heavy Duty Rack Cabinet (1200mm)
7D6EA009WW	ThinkSystem 48U Onyx Primary Heavy Duty Rack Cabinet (1200mm)
7D6EA00AWW	ThinkSystem 48U Pearl Primary Heavy Duty Rack Cabinet (1200mm)
93604PX	42U 1200mm Deep Dynamic Rack
93604EX	42U 1200mm Deep Dynamic Expansion Rack
93614PX	42U 1200mm Deep Static Rack
93614EX	42U 1200mm Deep Static Expansion Rack
93634PX	42U 1100mm Dynamic Rack
93634EX	42U 1100mm Dynamic Expansion Rack
93074RX	42U Standard Rack (1000mm)
93084PX	42U Enterprise Rack
93084EX	42U Enterprise Expansion Rack

For specifications about these racks, see the Lenovo Rack Cabinet Reference, available from:

<https://lenovopress.com/lp1287-lenovo-rack-cabinet-reference>

For more information, see the list of Product Guides in the Rack cabinets category:

<https://lenovopress.com/servers/options/racks>

Power distribution units

The following table lists the power distribution units (PDUs) that are offered by Lenovo.

Table 16. Power distribution units

Part number	Feature code	Description	ANZ	ASEAN	Brazil	EET	MEA	RUCIS	WE	HTK	INDIA	JAPAN	LA	NA	PRC
0U Basic PDUs															
4PU7A93176	C0QH	0U 36 C13 and 6 C19 Basic 32A 1 Phase PDU v2	Y	Y	Y	Y	Y	Y	Y	Y	Y	N	Y	Y	Y
4PU7A93169	C0DA	0U 36 C13 and 6 C19 Basic 32A 1 Phase PDU	Y	Y	Y	Y	Y	Y	Y	Y	Y	N	Y	Y	Y
4PU7A93177	C0QJ	0U 24 C13/C15 and 24 C13/C15/C19 Basic 32A 3 Phase WYE PDU v2	Y	Y	Y	Y	Y	Y	Y	Y	Y	Y	Y	Y	Y
4PU7A93170	C0D9	0U 24 C13/C15 and 24 C13/C15/C19 Basic 32A 3 Phase WYE PDU	Y	Y	Y	Y	Y	Y	Y	Y	Y	N	Y	Y	Y
00YJ776	ATZY	0U 36 C13/6 C19 24A 1 Phase PDU	N	Y	Y	N	N	N	N	N	N	Y	Y	Y	N
00YJ779	ATZX	0U 21 C13/12 C19 48A 3 Phase PDU	N	N	Y	N	N	N	Y	N	N	Y	Y	Y	N
00YJ777	ATZZ	0U 36 C13/6 C19 32A 1 Phase PDU	Y	Y	Y	Y	Y	Y	Y	Y	Y	N	N	Y	Y
00YJ778	AU00	0U 21 C13/12 C19 32A 3 Phase PDU	Y	Y	N	Y	Y	Y	Y	Y	Y	N	N	Y	Y
0U Switched and Monitored PDUs															
4PU7A93181	C0QN	0U 21 C13/C15 and 21 C13/C15/C19 Switched and Monitored 48A 3 Phase Delta PDU v2 (60A derated)	N	Y	N	N	N	N	N	Y	N	Y	N	Y	N
4PU7A93174	C0D5	0U 21 C13/C15 and 21 C13/C15/C19 Switched and Monitored 48A 3 Phase Delta PDU (60A derated)	N	Y	N	N	N	N	N	Y	N	N	N	Y	N
4PU7A93178	C0QK	0U 20 C13 and 4 C19 Switched and Monitored 32A 1 Phase PDU v2	Y	Y	Y	Y	Y	Y	Y	Y	Y	N	Y	Y	Y
4PU7A93171	C0D8	0U 20 C13 and 4 C19 Switched and Monitored 32A 1 Phase PDU	Y	Y	Y	Y	Y	Y	Y	Y	Y	N	Y	Y	Y
4PU7A93182	C0QP	0U 18 C13/C15 and 18 C13/C15/C19 Switched and Monitored 63A 3 Phase WYE PDU v2	Y	Y	Y	Y	Y	Y	Y	Y	Y	Y	Y	Y	Y
4PU7A93175	C0CS	0U 18 C13/C15 and 18 C13/C15/C19 Switched and Monitored 63A 3 Phase WYE PDU	Y	Y	Y	Y	Y	Y	Y	Y	Y	N	Y	Y	Y
4PU7A93180	C0QM	0U 18 C13/C15 and 18 C13/C15/C19 Switched and Monitored 32A 3 Phase WYE PDU v2	Y	Y	Y	Y	Y	Y	Y	Y	Y	Y	Y	Y	Y
4PU7A93173	C0D6	0U 18 C13/C15 and 18 C13/C15/C19 Switched and Monitored 32A 3 Phase WYE PDU	Y	Y	Y	Y	Y	Y	Y	Y	Y	N	Y	Y	Y
4PU7A93179	C0QL	0U 16 C13/C15 and 16 C13/C15/C19 Switched and Monitored 24A 1 Phase PDU v2 (30A derated)	N	Y	N	N	N	N	N	Y	N	Y	N	Y	N
4PU7A93172	C0D7	0U 16 C13/C15 and 16 C13/C15/C19 Switched and Monitored 24A 1 Phase PDU(30A derated)	N	Y	N	N	N	N	N	Y	N	N	N	Y	N
00YJ783	AU04	0U 12 C13/12 C19 Switched and Monitored 48A 3 Phase PDU	N	N	Y	N	N	N	Y	N	N	Y	Y	Y	N
00YJ781	AU03	0U 20 C13/4 C19 Switched and Monitored 24A 1 Phase PDU	N	N	Y	N	Y	N	Y	N	N	Y	Y	Y	N

Part number	Feature code	Description	ANZ	ASEAN	Brazil	EET	MEA	RUCIS	WE	HTK	INDIA	JAPAN	LA	NA	PRC
00YJ782	AU02	0U 18 C13/6 C19 Switched and Monitored 32A 3 Phase PDU	Y	Y	Y	Y	Y	Y	Y	Y	Y	N	Y	N	Y
00YJ780	AU01	0U 20 C13/4 C19 Switched and Monitored 32A 1 Phase PDU	Y	Y	Y	Y	Y	Y	Y	Y	Y	N	Y	N	Y
1U Switched and Monitored PDUs															
4PU7A90808	C0D4	1U 18 C19/C13 Switched and monitored 48A 3P WYE PDU V2 ETL	N	N	N	N	N	N	N	Y	N	Y	Y	Y	N
4PU7A81117	BNDV	1U 18 C19/C13 switched and monitored 48A 3P WYE PDU - ETL	N	N	N	N	N	N	N	N	N	N	N	Y	N
4PU7A90809	C0DE	1U 18 C19/C13 Switched and monitored 48A 3P WYE PDU V2 CE	Y	Y	Y	Y	Y	Y	Y	Y	Y	Y	Y	N	Y
4PU7A81118	BNDW	1U 18 C19/C13 switched and monitored 48A 3P WYE PDU – CE	Y	Y	Y	Y	Y	Y	Y	Y	Y	Y	Y	N	Y
4PU7A90810	C0DD	1U 18 C19/C13 Switched and monitored 80A 3P Delta PDU V2	N	N	N	N	N	N	N	Y	N	Y	Y	Y	N
4PU7A77467	BLC4	1U 18 C19/C13 Switched and Monitored 80A 3P Delta PDU	N	N	N	N	N	N	N	N	N	Y	N	Y	N
4PU7A90811	C0DC	1U 12 C19/C13 Switched and monitored 32A 3P WYE PDU V2	Y	Y	Y	Y	Y	Y	Y	Y	Y	Y	Y	Y	Y
4PU7A77468	BLC5	1U 12 C19/C13 switched and monitored 32A 3P WYE PDU	Y	Y	Y	Y	Y	Y	Y	Y	Y	Y	Y	Y	Y
4PU7A90812	C0DB	1U 12 C19/C13 Switched and monitored 60A 3P Delta PDU V2	N	N	N	N	N	N	N	Y	N	Y	Y	Y	N
4PU7A77469	BLC6	1U 12 C19/C13 switched and monitored 60A 3P Delta PDU	N	N	N	N	N	N	N	N	N	N	N	Y	N
46M4002	5896	1U 9 C19/3 C13 Switched and Monitored DPI PDU	Y	Y	Y	Y	Y	Y	Y	Y	Y	Y	Y	Y	Y
46M4004	5894	1U 12 C13 Switched and Monitored DPI PDU	Y	Y	Y	Y	Y	Y	Y	Y	Y	Y	Y	Y	Y
46M4003	5897	1U 9 C19/3 C13 Switched and Monitored 60A 3 Phase PDU	Y	Y	Y	Y	Y	Y	Y	Y	Y	Y	Y	Y	Y
46M4005	5895	1U 12 C13 Switched and Monitored 60A 3 Phase PDU	Y	Y	Y	Y	Y	Y	Y	Y	Y	Y	Y	Y	Y
1U Ultra Density Enterprise PDUs (9x IEC 320 C13 + 3x IEC 320 C19 outlets)															
71763NU	6051	Ultra Density Enterprise C19/C13 PDU 60A/208V/3PH	N	N	Y	N	N	N	N	N	N	Y	Y	Y	N
71762NX	6091	Ultra Density Enterprise C19/C13 PDU Module	Y	Y	Y	Y	Y	Y	Y	Y	Y	Y	Y	Y	Y
1U C13 Enterprise PDUs (12x IEC 320 C13 outlets)															
39M2816	6030	DPI C13 PDU+	Y	Y	Y	Y	Y	Y	Y	Y	Y	Y	Y	Y	Y
39Y8941	6010	Enterprise C13 PDU	Y	Y	Y	Y	Y	Y	Y	Y	Y	Y	Y	Y	Y
1U C19 Enterprise PDUs (6x IEC 320 C19 outlets)															
39Y8948	6060	Enterprise C19 PDU	Y	Y	Y	Y	Y	Y	Y	Y	Y	Y	Y	Y	Y
39Y8923	6061	Enterprise C19 3 phase PDU (60a)	N	N	Y	N	N	N	Y	N	N	N	Y	Y	N
1U Front-end PDUs (3x IEC 320 C19 outlets)															
39Y8938	6002	DPI 30amp/125V Front-end PDU with NEMA L5-30P	Y	Y	Y	Y	Y	Y	Y	Y	Y	Y	Y	Y	Y

Part number	Feature code	Description	ANZ	ASEAN	Brazil	EET	MEA	RUCIS	WE	HTK	INDIA	JAPAN	LA	NA	PRC
39Y8939	6003	DPI 30amp/250V Front-end PDU with NEMA L6-30P	Y	Y	Y	Y	Y	Y	Y	Y	Y	Y	Y	Y	Y
39Y8934	6005	DPI 32amp/250V Front-end PDU with IEC 309 2P+Gnd	Y	Y	Y	Y	Y	Y	Y	Y	Y	Y	Y	Y	Y
39Y8940	6004	DPI 60amp/250V Front-end PDU with IEC 309 2P+Gnd connector	Y	N	Y	Y	Y	Y	Y	N	N	Y	Y	Y	N
39Y8935	6006	DPI 63amp/250V Front-end PDU with IEC 309 2P+Gnd connector	Y	Y	Y	Y	Y	Y	Y	Y	Y	Y	Y	Y	Y
1U NEMA PDUs (6x NEMA 5-15R outlets)															
39Y8905	5900	DPI 100-127v PDU with Fixed Nema L5-15P line cord	Y	Y	Y	Y	Y	Y	Y	Y	Y	Y	Y	Y	Y
Line cords for 1U PDUs that ship without a line cord															
40K9611	6504	DPI 32a Cord (IEC 309 3P+N+G)	Y	Y	Y	Y	Y	Y	Y	Y	Y	Y	Y	Y	Y
40K9612	6502	DPI 32a Cord (IEC 309 P+N+G)	Y	Y	Y	Y	Y	Y	Y	Y	Y	Y	Y	Y	Y
40K9613	6503	DPI 63a Cord (IEC 309 P+N+G)	Y	Y	Y	Y	Y	Y	Y	Y	Y	Y	Y	Y	Y
40K9614	6500	DPI 30a Cord (NEMA L6-30P)	Y	Y	Y	Y	Y	Y	Y	Y	Y	Y	Y	Y	Y
40K9615	6501	DPI 60a Cord (IEC 309 2P+G)	N	N	Y	N	N	N	Y	N	N	Y	Y	Y	N
40K9617	6505	4.3m, 32A/230V, Souriau UTG to AS/NZS 3112 (Aus/NZ) Line Cord	Y	Y	Y	Y	Y	Y	Y	Y	Y	Y	Y	Y	Y
40K9618	6506	4.3m, 32A/250V, Souriau UTG Female to KSC 8305 (S. Korea) Line Cord	Y	Y	Y	Y	Y	Y	Y	Y	Y	Y	Y	Y	Y

For more information, see the Lenovo Press documents in the PDU category:
<https://lenovopress.com/servers/options/pdu>

Uninterruptible power supply units

The following table lists the uninterruptible power supply (UPS) units that are offered by Lenovo.

Table 17. Uninterruptible power supply units

Part number	Description
Rack-mounted or tower UPS units - 100-125VAC	
7DD5A001WW	RT1.5kVA 2U Rack or Tower UPS-G2 (100-125VAC)
55941AX	RT1.5kVA 2U Rack or Tower UPS (100-125VAC)
55942AX	RT2.2kVA 2U Rack or Tower UPS (100-125VAC)
7DD5A003WW	RT3kVA 2U Rack or Tower UPS-G2 (100-125VAC)
55943AX	RT3kVA 2U Rack or Tower UPS (100-125VAC)
Rack-mounted or tower UPS units - 200-240VAC	
7DD5A002WW	RT1.5kVA 2U Rack or Tower UPS-G2 (200-240VAC)
55941KX	RT1.5kVA 2U Rack or Tower UPS (200-240VAC)
55942KX	RT2.2kVA 2U Rack or Tower UPS (200-240VAC)
7DD5A005WW	RT3kVA 2U Rack or Tower UPS-G2 (200-240VAC)
55943KX	RT3kVA 2U Rack or Tower UPS (200-240VAC)
7DD5A007WW	RT5kVA 3U Rack or Tower UPS-G2 (200-240VAC)
55945KX	RT5kVA 3U Rack or Tower UPS (200-240VAC)
7DD5A008WW	RT6kVA 3U Rack or Tower UPS-G2 (200-240VAC)
55946KX	RT6kVA 3U Rack or Tower UPS (200-240VAC)
55948KX	RT8kVA 6U Rack or Tower UPS (200-240VAC)
7DD5A00AWW	RT11kVA 6U Rack or Tower UPS-G2 (200-240VAC)
55949KX	RT11kVA 6U Rack or Tower UPS (200-240VAC)
55943KT†	ThinkSystem RT3kVA 2U Standard UPS (200-230VAC) (2x C13 10A, 2x GB 10A, 1x C19 16A outlets)
55943LT†	ThinkSystem RT3kVA 2U Long Backup UPS (200-230VAC) (2x C13 10A, 2x GB 10A, 1x C19 16A outlets)
55946KT†	ThinkSystem RT6kVA 5U UPS (200-230VAC) (2x C13 10A outlets, 1x Terminal Block output)
5594XKT†	ThinkSystem RT10kVA 5U UPS (200-230VAC) (2x C13 10A outlets, 1x Terminal Block output)
Rack-mounted or tower UPS units - 380-415VAC	
55948PX	RT8kVA 6U 3:1 Phase Rack or Tower UPS (380-415VAC)
55949PX	RT11kVA 6U 3:1 Phase Rack or Tower UPS (380-415VAC)

† Only available in China and the Asia Pacific market.

For more information, see the list of Product Guides in the UPS category:

<https://lenovopress.com/servers/options/ups>

Seller training courses

The following sales training courses are offered for employees and partners (login required). Courses are listed in date order.

1. **Family Portfolio: Storage Networking**

2024-10-14 | 15 minutes | Employees and Partners

This course will provide you an overview of the Storage Networking family. After completing this course, you should be able to identify the products in the Storage Networking portfolio and their features, describe product family benefits, and recognize when a specific product should be used.

Tags: DataCenter Products, Storage

Published: 2024-10-14

Length: 15 minutes

Start the training:

Employee link: [Grow@Lenovo](#)

Partner link: [Lenovo Partner Learning](#)

Course code: SXXW1113r8

2. **Partner Technical Webinar - Fibre Channel Market Tranistions**

2024-10-08 | 60 minutes | Employees and Partners

In this 60-minute replay, there were two topics. Mike Easterly, Fibre Channel Technical Sales Executive for Broadcom, reviewed the Fibre Channel offerings. He described then need to focus on Gen 7 over Gen5 & Gen6. He described the many security features of Fibre Channel and why Fibre Channel is the gold standard of storage networking. Herb Ducey, Lenovo Storage Product Manager concluded with updates on the storage product line including DM Series, DE Series and D3284 updates.

Tags: Storage

Published: 2024-10-08

Length: 60 minutes

Start the training:

Employee link: [Grow@Lenovo](#)

Partner link: [Lenovo Partner Learning](#)

Course code: 100424

3. **Lenovo Data Center Product Portfolio**

2024-05-29 | 20 minutes | Employees and Partners

This course introduces the Lenovo data center portfolio, and covers servers, storage, storage networking, and software-defined infrastructure products. After completing this course about Lenovo data center products, you will be able to identify product types within each data center family, describe Lenovo innovations that this product family or category uses, and recognize when a specific product should be selected.

Tags: Advanced DataCenter, DataCenter Products, ThinkAgile, ThinkEdge, ThinkSystem

Published: 2024-05-29

Length: 20 minutes

Start the training:

Employee link: [Grow@Lenovo](#)

Partner link: [Lenovo Partner Learning](#)

Course code: SXXW1110r7

4. **Simplify Selling Fibre Channel Storage Solutions**

2024-04-23 | 45 minutes | Employees and Partners

In this session we look at the benefits of Fibre Channel and the benefits to you and your customers of bundling FC networking with your storage arrays.

Plus, we will take a closer look at some of the changes Lenovo has made to the Data Center Solutions Configurator to help you and the clients build bundled FC solutions.

Course Objectives:

1. Learn the benefits of Fibre Channel
2. Understand the benefits of bundling FC networking with your storage arrays
3. Discover the latest updates in DCSC (Data Center Solutions Configurator)

Tags: DataCenter Products, Sales, Storage

Published: 2024-04-23

Length: 45 minutes

Start the training:

Employee link: Grow@Lenovo

Partner link: [Lenovo Partner Learning](#)

Course code: DNFP101

5. **Partner Technical Webinar - Fibre Channel and DG Updates**

2024-04-23 | 60 minutes | Employees and Partners

In this 60-minute replay, Mike Easterly, Broadcom, reviewed Lenovo solutions for Fibre Channel (FC) including Emulex FC Adapters and Brocade FC switches. Next, Mark Clayton, Lenovo Storage Architect, reviewed the latest on the Data Management portfolio with updates on DG, HS350x Ready Nodes and Data Protection.

Tags: Data Management

Published: 2024-04-23

Length: 60 minutes

Start the training:

Employee link: Grow@Lenovo

Partner link: [Lenovo Partner Learning](#)

Course code: 041924

6. VTT Data Management How to sell storage - April 2024

2024-04-10 | 60 minutes | Employees Only

In this course, you will know:

- Why do we sell storage?
- What are the basics you need to get an opportunity rolling?
- Why Lenovo for Storage?
- What is happening in the market today?
- How to determine traction?

Tags: Data Management, Storage

Published: 2024-04-10

Length: 60 minutes

Start the training:

Employee link: Grow@Lenovo

Course code: DVDAT209

Related publications and links

For more information, see the following resources:

- Interactive 3D Tour for the DB620S:
<https://lenovopress.com/LP0681>
- Lenovo ThinkSystem DB620S FC SAN Switch product publications
<http://datacentersupport.lenovo.com/us/en/products/storage/fibre-channel-switches/db620s-fc-switch/documentation>
 - *Hardware Installation Guide*
 - *Fabric OS Access Gateway Administration Guide*
 - *Fabric OS Administration Guide*
 - *Fabric OS Extension Configuration Guide*
 - *Fabric OS Troubleshooting and Diagnostics Guide*
 - *Fabric OS Command Reference*
 - *Fabric OS Message Reference*
 - *Fabric OS MIB Reference*
 - *Web Tools Administration Guide*
 - *Flow Vision Configuration Guide*
 - *Monitoring and Alerting Policy Suite Configuration Guide*
- EZSwitchSetup User Guide:
<https://docs.broadcom.com/doc/FOS-90x-EZSwitch-UG>
- Lenovo Data Center Support for the ThinkSystem DB620S FC SAN Switch:
<http://datacentersupport.lenovo.com/us/en/products/storage/fibre-channel-switches/db620s-fc-switch/6415>

Related product families

Product families related to this document are the following:

- [DB Series SAN Switches](#)
- [Rack SAN Switches](#)

Notices

Lenovo may not offer the products, services, or features discussed in this document in all countries. Consult your local Lenovo representative for information on the products and services currently available in your area. Any reference to a Lenovo product, program, or service is not intended to state or imply that only that Lenovo product, program, or service may be used. Any functionally equivalent product, program, or service that does not infringe any Lenovo intellectual property right may be used instead. However, it is the user's responsibility to evaluate and verify the operation of any other product, program, or service. Lenovo may have patents or pending patent applications covering subject matter described in this document. The furnishing of this document does not give you any license to these patents. You can send license inquiries, in writing, to:

Lenovo (United States), Inc.
8001 Development Drive
Morrisville, NC 27560
U.S.A.
Attention: Lenovo Director of Licensing

LENOVO PROVIDES THIS PUBLICATION "AS IS" WITHOUT WARRANTY OF ANY KIND, EITHER EXPRESS OR IMPLIED, INCLUDING, BUT NOT LIMITED TO, THE IMPLIED WARRANTIES OF NON-INFRINGEMENT, MERCHANTABILITY OR FITNESS FOR A PARTICULAR PURPOSE. Some jurisdictions do not allow disclaimer of express or implied warranties in certain transactions, therefore, this statement may not apply to you.

This information could include technical inaccuracies or typographical errors. Changes are periodically made to the information herein; these changes will be incorporated in new editions of the publication. Lenovo may make improvements and/or changes in the product(s) and/or the program(s) described in this publication at any time without notice.

The products described in this document are not intended for use in implantation or other life support applications where malfunction may result in injury or death to persons. The information contained in this document does not affect or change Lenovo product specifications or warranties. Nothing in this document shall operate as an express or implied license or indemnity under the intellectual property rights of Lenovo or third parties. All information contained in this document was obtained in specific environments and is presented as an illustration. The result obtained in other operating environments may vary. Lenovo may use or distribute any of the information you supply in any way it believes appropriate without incurring any obligation to you.

Any references in this publication to non-Lenovo Web sites are provided for convenience only and do not in any manner serve as an endorsement of those Web sites. The materials at those Web sites are not part of the materials for this Lenovo product, and use of those Web sites is at your own risk. Any performance data contained herein was determined in a controlled environment. Therefore, the result obtained in other operating environments may vary significantly. Some measurements may have been made on development-level systems and there is no guarantee that these measurements will be the same on generally available systems. Furthermore, some measurements may have been estimated through extrapolation. Actual results may vary. Users of this document should verify the applicable data for their specific environment.

© Copyright Lenovo 2025. All rights reserved.

This document, LP0580, was created or updated on March 20, 2025.

Send us your comments in one of the following ways:

- Use the online Contact us review form found at:
<https://lenovopress.lenovo.com/LP0580>
- Send your comments in an e-mail to:
comments@lenovopress.com

This document is available online at <https://lenovopress.lenovo.com/LP0580>.

Trademarks

Lenovo and the Lenovo logo are trademarks or registered trademarks of Lenovo in the United States, other countries, or both. A current list of Lenovo trademarks is available on the Web at <https://www.lenovo.com/us/en/legal/copytrade/>.

The following terms are trademarks of Lenovo in the United States, other countries, or both:

Lenovo®

ThinkAgile®

ThinkSystem®

The following terms are trademarks of other companies:

Microsoft® and Excel® are trademarks of Microsoft Corporation in the United States, other countries, or both.

Other company, product, or service names may be trademarks or service marks of others.