

In the box

- Server
- Rail kit*
- Cable management arm*
- Material box, including items such as accessory kit, power cords* and documentation

Note: Items marked with asterisk (*) are available on some models only.

If any item is missing or damaged, contact your place of purchase. Ensure that you retain your proof of purchase. They might be required to receive warranty service.

First glance

Front view:

Note: Your server might look different from the following illustrations.

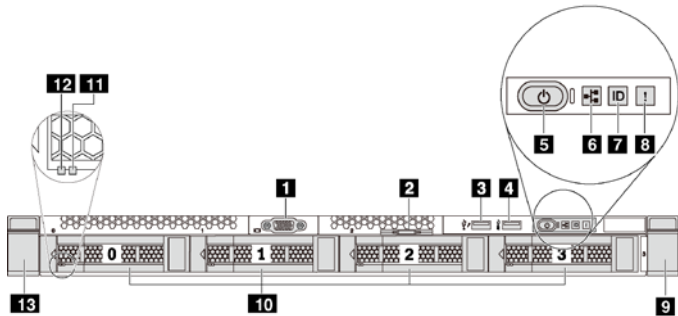


Figure 1. Server models with four 3.5-inch drive bays

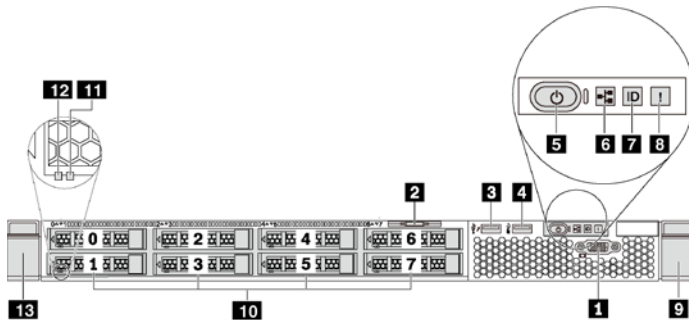


Figure 2. Server models with eight 2.5-inch drive bays

1 VGA connector (available on some model)	2 Pull-out information tab
3 XClarity Controller USB connector	4 USB 3.0 connector
5 Power button with power status LED	6 Network activity LED
7 System ID button with ID LED	8 System error LED
9 Rack latch (right)	10 Drive bays
11 Drive status LED (yellow)	12 Drive activity LED (green)
13 Rack latch (left)	

Rear view:

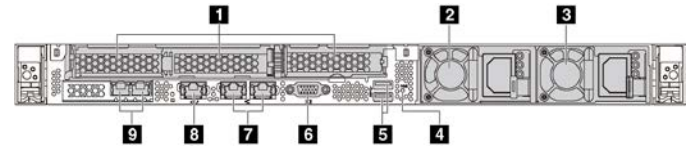


Figure 3. Server models with three PCIe slots

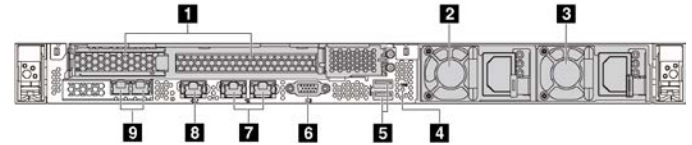


Figure 4. Server models with two PCIe slots

1 PCIe slots	2 Power supply 1
3 Power supply 2 (available on some models)	4 NMI button
5 USB 3.0 connectors	6 VGA connector
7 Ethernet connectors (RJ-45)	8 XClarity Controller network connector
9 Ethernet connectors on the LOM adapter (available on some models)	

Setting up the system

1. Install the required server components.
2. Install the server into the rack.
3. Connect the server to power.
4. Connect the server to the network.
5. Turn on the server.
6. Configure the server.

For detailed information about installing hardware options and configuring the server, see the following Web site:
http://thinksystem.lenovofiles.com/help/topic/7X07/pdf_files.html



Technical specifications

site: <https://static.lenovo.com/us/en/serverproven/index.shtml>

Dimensions and weight

- 1U
- Height: 43.0 mm (1.7 inches)
- Width:
 - With rack latches: 482.0 mm (19.0 inches)
 - Without rack latches: 434.4 mm (17.1 inches)
- Depth: 778.3 mm (30.7 inches)

Note: The depth is measured with rack latches and power supply installed, but without security bezel installed.
- Weight: Up to 16.0 kg (35.3 lb)

Processor

Supports (depending on the model):

- Up to two Intel® processors
- Designed for Land Grid Array (LGA) 3647 socket
- Scalable up to 20 cores

For a list of supported processors, see the Lenovo ServerProven Web site: <https://static.lenovo.com/us/en/serverproven/index.shtml>

Memory

For Intel Xeon Skylake processors

- Minimum: 8 GB
- Maximum:
 - 384 GB using registered DIMMs (RDIMMs)
 - 768 GB using load-reduced DIMMs (LRDIMMs)
- Type (depending on the model):
 - TruDDR4 2666, single-rank or dual-rank, 8 GB/16 GB/32 GB RDIMMs
 - TruDDR4 2666, quad-rank, 64 GB LRDIMMs
- Slots: 12 slots

For Intel Xeon Cascade Lake processors (available by June 2019)

- Minimum: 8 GB
- Maximum: 768 GB
- Type (depending on the model):
 - TruDDR4 2666, single-rank or dual-rank, 16 GB/32 GB RDIMMs
 - TruDDR4 2933, single-rank or dual-rank, 8 GB/16 GB/32 GB/64 GB RDIMMs
- Slots: 12 slots

Note: Operating speed and total memory capacity depend on the processor model and UEFI settings.

For a list of supported memory, see the Lenovo ServerProven Web

Storage










Supports the following drives:

- Up to four 3.5-inch hot-swap SAS/SATA drives
- Up to four 3.5-inch simple-swap SAS/SATA drives
- Up to eight 2.5-inch hot-swap SAS/SATA drives
- Up to two internal M.2 drives

Networking

- One XClarity Controller network connector
- Two onboard Ethernet connectors (RJ-45)
- Two Ethernet connectors on the LOM adapter (available on some models)

Where to go for support

Link	QR Code
 Lenovo Press (Product guides and white papers) https://lenovopress.com/	
 Lenovo ThinkSystem forum https://forums.lenovo.com/t5/Datacenter-Systems/ct-p/sv_eg	
 Lenovo Support – SR530 (including drivers and software) http://datacentersupport.lenovo.com/us/en/products/servers/thinksystem/sr530/7X07	
 Lenovo Product Security Advisories https://support.lenovo.com/us/en/product_security/home	
 Lenovo ServerProven (Compatibility information) http://www.lenovo.com/us/en/serverproven/	