



SuperBlade® / MicroBlade®

Resource-Saving Architecture: Save Money & The Earth



4U SuperBlade®

14x 2S Blade Servers



6U SuperBlade®

10x 1S/2S Blade Servers



8U SuperBlade®

20x 1S/2S or 10x 4S Blade Servers



3U MicroBlade®

28x 1S Nodes



6U MicroBlade®

56x 1S Nodes

- New 3rd Gen Intel® Xeon® Scalable and Intel® Xeon® W-3300 processors
- New Intel® Xeon® E-2300 series processors
- New 3rd Gen AMD® EPYC® processors
- 2-socket (2S), 4-socket (4S) and 1-socket (1S) blade servers
- Up to 392 nodes per 42U rack
- Up to 40 GPUs in 8U SuperBlade enclosure
- Hot-plug U.2 NVMe SSD supported, up to 8 drives per blade server
- 200G HDR InfiniBand, 100G EDR InfiniBand, and 25G/10G/1G Ethernet switches
- Redundant AC/DC power supplies
- Supermicro SuperCloud Composer and Redfish RESTful APIs supported
- Free-air cooling designs deliver lowest PUE



December 2021

X12/H12 SuperBlade®

- Systems in 8U, 6U and 4U form factors
- 1-socket (1S) and 2-socket (2S) blade servers
- Support up to 270W TDP 3rd Generation Intel® Xeon® Scalable processors
- Support up to 280W TDP 3rd Generation AMD® EPYC® processors
- Redundant (N+1/N+N) 2200W **Titanium Level** (96%+ efficiency) AC power supplies
- Redundant (N+1/N+N) 2000W DC power supplies
- Free-Air Cooling
- Supermicro SuperCloud Composer and Redfish RESTful APIs supported

8U SuperBlade®

Performance and Density Optimized with 200G Networking



- Up to 100x 2S nodes per 42U rack
- Highest density platform for machine learning and deep learning
- 20x 2-socket (16 DIMM + 7 NVMe) blade servers
- 20x 1-socket GPU blade servers (40 GPUs in 8U)
- 200G HDR IB, 100G EDR IB or 10G/25G Ethernet switches



3rd Gen AMD® EPYC® Processors

1-Socket



SBA-4119SG

1-Socket



SBA-4114S-C2N
SBA-4114S-T2N

3rd Gen Intel® Xeon® Scalable Processors

2-Socket

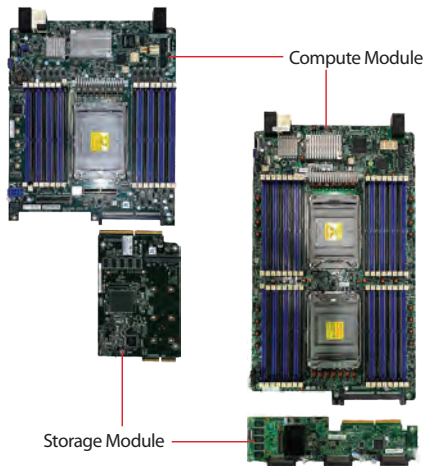


SBI-420P-1C2N
SBI-420P-1T3N

6U SuperBlade®

Performance and Memory Optimized Architecture

- 10 1S/2S blade servers per enclosure, up to 70x nodes per 42U rack
- Maximum memory footprint - 32 DIMMs (2S), 16 DIMMs (1S)
- 10 blade system supports up to 4x 25G Ethernet switches
- Up to 3 hot-plug NVMe/SAS/SATA drives per blade server



Supermicro Disaggregated Server Design
Enabling the independent upgrades of the compute modules

3rd Gen Intel® Xeon® Scalable Processors

1-Socket

2-Socket

NEW!



NEW!



SBI-610P-1C2N
SBI-610P-1T2N

SBI-620P-1C3N
SBI-620P-1T3N

4U SuperBlade®

Cost and Density Optimized with Lowest Initial Hardware Acquisition Cost

- Up to 140x 2S nodes per 42U rack
- Highest density with 14x 2-socket blade servers
- 2x 25G Ethernet switches



3rd Gen Intel® Xeon® Scalable Processors

2-Socket

NEW!



SBI-420P-4T2N

Actual product may look different depending on blade server, networking and power supply options.

8U SuperBlade®

Designed for High-Performance Computing and Most Demanding Enterprise Workloads



An 8U SuperBlade® system supports up to 20x 1-socket or 2-socket blade servers, or 10x 4-socket blade servers.

As well, it can support 1x 200G HDR or 100G EDR InfiniBand, and 2x 25G Ethernet switches optimized for HPC use cases, or 4x 25G Ethernet switches for enterprise applications.

SuperBlade® also offers open industry standard remote management software for servers, storage and networking.

8U SuperBlade® Servers

3rd Gen AMD® EPYC® 1-Socket

Up to 20x 1S nodes per 8U enclosure, GPU, M.2 NVMe/SATA3



SBA-4119SG

3rd Gen AMD® EPYC® 1-Socket

Up to 20x 1S nodes per 8U enclosure, 200G, AIOM, NVMe/SAS3/SATA3



SBA-4114S-C2N
SBA-4114S-T2N

NEW!

NEW!

2nd Gen AMD® EPYC® 1-Socket

Up to 20x 1S nodes per 8U enclosure, 200G, NVMe/SAS3/SATA3



SBA-4119S-C2N
SBA-4119S-T2N

3rd Gen Intel® Xeon® Scalable 2-Socket

Up to 20x 2S nodes per 8U enclosure, 200G, NVMe/SAS3/SATA3



SBI-420P-1C2N
SBI-420P-1T3N

NEW!

2nd Gen Intel® Xeon® Scalable 2-Socket

Up to 20x 2S nodes per 8U enclosure, NVMe/SAS3/SATA3



SBI-4129P-C2N
SBI-4129P-T3N

Intel® Xeon® E-2100/E-2200 1-Socket


Up to 20x 1S nodes per 8U enclosure, GPU, M.2 NVMe/SATA3



SBI-4119MG-X



2nd Gen Intel® Xeon® Scalable 4-Socket

Up to 10x 4S nodes per 8U enclosure, NVMe/SAS3/SATA3



SBI-8149P-C4N
SBI-8149P-T8N

8U SuperBlade® Enclosures



<p>HPC Optimized</p> <ul style="list-style-type: none"> • 1x 200G HDR IB Switch • 2x 25 GbE Switches • 1x CMM 	<p>HPC Optimized</p> <ul style="list-style-type: none"> • 1x 100G EDR IB Switch • 2x 10GbE Switches • 1x CMM 	<p>Enterprise Optimized</p> <ul style="list-style-type: none"> • 4x 25GbE Switches • 2x CMM 	<p>TCO Optimized</p> <ul style="list-style-type: none"> • 2x 10GbE Switches • 1x CMM
---	--	--	---

8U Enclosure	SBE-820 Series
Processor Blade	<ul style="list-style-type: none"> • Up to 20 hot-pluggable half-height 1-socket or 2-socket blade servers • Up to 10 hot-pluggable full-height 4-socket blade servers • Up to 5 full-height and 10 half-height servers in a mixed configuration
LED	Power LED, Fault LED
200G Switch	SBE-820H only: Single 200G HDR InfiniBand switch with add-on card
100G Switch	SBE-820C only: Single 100G EDR InfiniBand or Intel® Omni-Path switch with add-on card
Ethernet Switch	<ul style="list-style-type: none"> • SBE-820H only*: Up to 2 hot-pluggable 25G Ethernet switches • SBE-820J only: Up to 4 hot-pluggable 25G Ethernet switches with add-on card • SBE-820C/L only: Up to 2 hot-pluggable 10G Ethernet switches
Chassis Management Module (CMM)	Single CMM for remote system management with software SBE-820J only: Up to 2 hot-pluggable CMMs for remote system management with software
Available Models	<ul style="list-style-type: none"> • SBE-820C/J/L-822: Enclosure with 8 hot-pluggable 2200W Titanium (96% efficiency) power supplies • SBE-820C/J/L-622: Enclosure with 6 hot-pluggable 2200W Titanium (96% efficiency) power supplies + 2 cooling fans • SBE-820C/J/L-422: Enclosure with 4 hot-pluggable 2200W Titanium (96% efficiency) power supplies + 4 cooling fans • SBE-820C/J-820D: 8 hot-pluggable 2000W DC power supplies • SBE-820C/J-420D: 4 hot-pluggable 2000W DC power supplies + 4 cooling fans
Rack Unit	8U
Dimensions (H x W x D)	14" x 17.6" x 32"

* Available in system bundle only, see next page.

8U SuperBlade® System Bundles

Convenient, complete system bundles



SBS-820H-420P Bundle

8U with 200G HDR IB and 20 2S Blade Servers




SBS-820H-4114S Bundle

8U with 200G HDR IB and 20 1S Blade Servers

8U SuperBlade® Systems	SBS-820H-420P Bundle	SBS-820H-4114S Bundle
<p>Two configurations to choose from:</p> <ul style="list-style-type: none"> • SBS-820H-420P (Intel X12 2S) • SBS-820H-4114S (AMD® H12 1S) 	<p>Bundle includes:</p> <ul style="list-style-type: none"> • SBE-820H-822 enclosure • 1x 200G IB switch (SBM-IBS-H4020) • 20x SBI-420P-1T3N blade servers • 20x heatsinks (SNK-P1044V) • 20x heatsinks (SNK-P0077V) • 20x 200G IB mezz cards (AOC-IBH-X6HS-B) • 1x CMM (MBM-CMM-FIO-V) • 8x 2200W PSUs • 3x dual-rotor fans 	<p>Bundle includes:</p> <ul style="list-style-type: none"> • SBE-820H-822 enclosure • 1x 200G IB switch (SBM-IBS-H4020) • 20x SBA-4114S-T2N blade servers • 20x heatsinks (SNK-P1043V) • 20x 200G IB mezz cards (AOC-IBH-X6HS-B) • 1x CMM (MBM-CMM-FIO-V) • 8x 2200W PSUs • 3x dual-rotor fans

8U SuperBlade® X12 Servers


Dual 3rd Gen Intel® Xeon® Scalable Processors



SBI-420P-1T3N
SBI-420P-1C2N

Dual 3rd Gen Intel® Xeon® Scalable Processors

Optional Liquid Cooling



Liquid Cooling
(OEM SKU)

Model	SBI-420P-1T3N		SBI-420P-1C2N		OEM SKU* with liquid cooling option
Server Nodes/8U	20		20		19
Processor	Dual 3rd Generation Intel® Xeon® Scalable Processors		Dual 3rd Generation Intel® Xeon® Scalable Processors		Dual 3rd Generation Intel® Xeon® Scalable Processors
Chipset	Intel® C621A Chipset		Intel® C621A Chipset		Intel® C621A Chipset
Memory Support	16 DDR4-3200 DIMM slots		16 DDR4-3200 DIMM slots		16 DDR4-3200 DIMM slots
Max Memory	4TB		4TB		4TB
Expansion & Drive Bays	<ul style="list-style-type: none"> 1 PCI-E 4.0 x16 slot for Mezzanine option for additional 4x M.2 NVMe 1x M.2 NVMe 2x U.2 NVMe/SATA and 1x SATA 		<ul style="list-style-type: none"> 1 PCI-E 4.0 x16 slot for Mezzanine option for additional 4x M.2 NVMe 1x M.2 NVMe 2x U.2 NVMe/SAS/SATA 		<ul style="list-style-type: none"> 1 PCI-E 4.0 x16 slot for Mezzanine option for additional 4x M.2 NVMe 1x M.2 NVMe 2x U.2 NVMe/SATA
Storage RAID	Intel® PCH 3.0 SATA Controller		Broadcom 3108 SAS Controller		Intel® PCH 3.0 SATA Controller
InfiniBand / Intel® OPA	<ul style="list-style-type: none"> 200G HDR / 100G EDR InfiniBand or 100G Omni-Path (Mezzanine Card) Dual 25G Ethernet 		<ul style="list-style-type: none"> 200G HDR / 100G EDR InfiniBand or 100G Omni-Path (Mezzanine Card) Dual 25G Ethernet 		<ul style="list-style-type: none"> 200G HDR / 100G EDR InfiniBand or 100G Omni-Path (Mezzanine Card) Dual 25G Ethernet
Ethernet Interface	<ul style="list-style-type: none"> Dual 25G Ethernet (Mezzanine card) Redundant Chassis Management Modules, Open Industry Standard IPMI, Redfish APIs 		<ul style="list-style-type: none"> Dual 25G Ethernet (Mezzanine card) Redundant Chassis Management Modules, Open Industry Standard IPMI, Redfish APIs 		<ul style="list-style-type: none"> Dual 25G Ethernet (Mezzanine card) Redundant Chassis Management Modules, Open Industry Standard IPMI, Redfish APIs
Management	<ul style="list-style-type: none"> Fault LED Network Activity LED Power LED UID / KVM LED 		<ul style="list-style-type: none"> Fault LED Network Activity LED Power LED UID / KVM LED 		<ul style="list-style-type: none"> Fault LED Network Activity LED Power LED UID / KVM LED
LED Indicators	<ul style="list-style-type: none"> Network Activity LED Power LED UID / KVM LED 		<ul style="list-style-type: none"> Network Activity LED Power LED UID / KVM LED 		<ul style="list-style-type: none"> Network Activity LED Power LED UID / KVM LED
Dimensions (H x W x D)	6.5" x 1.75" x 23.5"		6.5" x 1.75" x 23.5"		6.5" x 1.75" x 23.5"
8U Chassis	SBE-820C/J/L-422	SBE-820H**	SBE-820C/J/L-422	SBE-820H**	SBE-820H/C/J/L-422
	SBE-820C/J/L-622		SBE-820C/J/L-622		SBE-820H/C/J/L-622
	SBE-820C/J/L-822		SBE-820C/J/L-822		SBE-820H/C/J/L-822

* Contact Supermicro for more information
** Available in system bundle only.


8U SuperBlade® H12/H11 Servers

Dual 3rd Gen AMD® EPYC® Processors

Single 3rd Gen AMD® EPYC® Processor

Single 2nd Gen AMD® EPYC® Processor

GPU Optimized




Model	SBA-4114S-C2N SBA-4114S-T2N		SBA-4119SG		SBA-4119S-C2N SBA-4119S-T2N	
Server Nodes/8U	20		20		20	
Processor	Single 3rd Generation AMD® EPYC® Processor		Single 3rd Generation AMD® EPYC® Processor		Single 2nd Generation AMD® EPYC® Processor	
Chipset	System on Chip		System on Chip		System on Chip	
Memory Support	8 DDR4-3200 DIMM slots		8 DDR4-3200 DIMM slots		8 DDR4-3200 DIMM slots	
Max Memory	2TB		2TB		2TB	
Expansion & Drive Bays	<ul style="list-style-type: none"> • 1 PCI-E 4.0 x16 slot for Mezzanine option • 2 PCI-E 4.0 x16 slots for GPUs or networking cards • 2x U.2 NVMe/SAS3/SATA3 • 2x M.2 NVMe/SATA3 		<ul style="list-style-type: none"> • 1 PCI-E 4.0 x16 slot for Mezzanine option • 2 PCI-E 4.0 x16 slots for GPUs or networking cards • 1x M.2 NVMe/SATA3 		<ul style="list-style-type: none"> • 1 PCI-E 4.0 x16 slot for Mezzanine option • 2x U.2 NVMe/SAS3/SATA3 • 2x M.2 NVMe/SATA3 	
Storage RAID	-C2N: Broadcom 3108 -T2N: AMD® SP3		AMD® SP3		-C2N: Broadcom 3108 -T2N: AMD® SP3	
InfiniBand / Intel® OPA	200G HDR / 100G EDR InfiniBand (Mezzanine Card)		200G HDR / 100G EDR InfiniBand (Mezzanine Card)		200G HDR / 100G EDR InfiniBand (Mezzanine Card)	
Ethernet Interface	<ul style="list-style-type: none"> • Dual 25G Ethernet • Dual 25G Ethernet (Mezzanine card) 		<ul style="list-style-type: none"> • Dual 25G Ethernet • Dual 25G Ethernet (Mezzanine card) 		<ul style="list-style-type: none"> • Dual 25G Ethernet • Dual 25G Ethernet (Mezzanine card) 	
Management	<ul style="list-style-type: none"> • Redundant Chassis Management Modules, Open Industry Standard IPMI, Redfish APIs • Fault LED 		<ul style="list-style-type: none"> • Redundant Chassis Management Modules, Open Industry Standard IPMI, Redfish APIs • Fault LED 		<ul style="list-style-type: none"> • Redundant Chassis Management Modules, Open Industry Standard IPMI, Redfish APIs • Fault LED 	
LED Indicators	<ul style="list-style-type: none"> • Network Activity LED • Power LED • UID / KVM LED 		<ul style="list-style-type: none"> • Network Activity LED • Power LED • UID / KVM LED 		<ul style="list-style-type: none"> • Network Activity LED • Power LED • UID / KVM LED 	
Dimensions (H x W x D)	6.5" x 1.75" x 23.5"		6.5" x 1.75" x 23.5"		6.5" x 1.75" x 23.5"	
Chassis	SBE-820C/J/L-422	SBE-820H*	SBE-820C/J/L-422	SBE-820H*	SBE-820C/J/L-422	SBE-820H*
	SBE-820C/J/L-622		SBE-820C/J/L-622		SBE-820C/J/L-622	
	SBE-820C/J/L-822		SBE-820C/J/L-822		SBE-820C/J/L-822	

* Available in system bundle only.

8U SuperBlade® X11 Servers

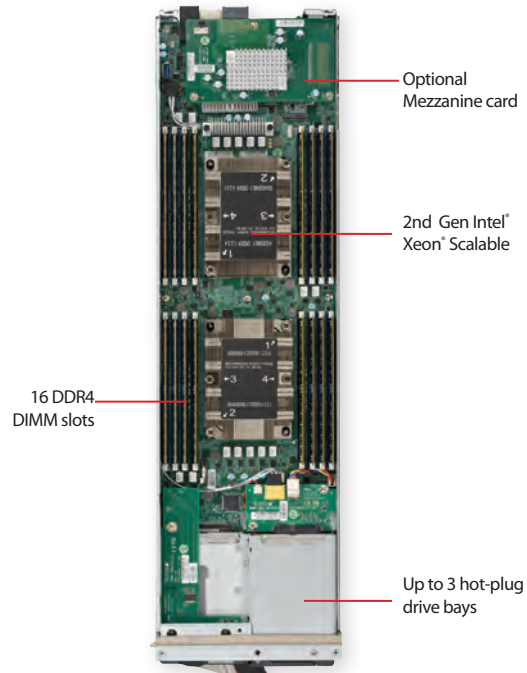
Single Intel® Xeon® E-2100/E-2200 Series Processor

GPU Optimized



SBI-4119MG-X


Dual 2nd Gen Intel® Xeon® Scalable Processors



SBI-4129P-C2N
SBI-4129P-T3N

Model	SBI-4119MG-X	SBI-4129P-T3N	SBI-4129P-C2N
Server Nodes/8U	20	20	20
Processor	Single Intel® Xeon® E-2100/E-2200 Series Processor	Dual 2nd Generation Intel® Xeon® Scalable Processors	Dual 2nd Generation Intel® Xeon® Scalable Processors
Chipset	Intel® C246 series	Intel® C620 series	Intel® C620 series
Memory Support	4 DDR4-2933 DIMM slots	16 DDR4-2933 DIMM slots	16 DDR4-2933 DIMM slots
Max Memory	128GB	4TB	4TB
Expansion & Drive Bays	Support 1 PCI-E 3.0 x16 or 2 PCI-E 3.0 x8 slots 1 M.2 NVMe/SATA slot 1 SATA DOM	2 hot-plug 2.5" NVMe and 1 SATA3 drive bays or 3 SATA3 drive bays 1 M.2 NVMe/SATA slot 4 M.2 NVMe via Mezzanine card	2 hot-plug 2.5" NVMe/SAS3/SATA3 drive bays 1 M.2 NVMe/SATA slots 4 M.2 NVMe via Mezzanine card
Storage RAID	N/A	Intel® PCH SATA3 RAID 0,1,5	Broadcom® 3108 RAID 0,1
InfiniBand / Intel® OPA	N/A	100G EDR InfiniBand / Intel® Omni-Path (Mezzanine card)	100G EDR InfiniBand / Intel® Omni-Path (Mezzanine card)
Ethernet Interface	Dual 10G Ethernet	Dual 10G Ethernet Dual 25G Ethernet (Mezzanine card)	Dual 10G Ethernet Dual 25G Ethernet (Mezzanine card)
Management	IPMI 2.0 KVM over IP Virtual Media over LAN Supermicro SuperCloud Composer Fault LED	IPMI 2.0 KVM over IP Virtual Media over LAN Supermicro SuperCloud Composer Fault LED	IPMI 2.0 KVM over IP Virtual Media over LAN Supermicro SuperCloud Composer Fault LED
LED Indicators	Network Activity LED Power LED UID / KVM LED	Network Activity LED Power LED UID / KVM LED	Network Activity LED Power LED UID / KVM LED
Dimensions (H x W x D)	1.75" x 6.5" x 23.5"	1.75" x 6.5" x 23.5"	1.75" x 6.5" x 23.5"
Chassis	8U: <ul style="list-style-type: none"> SBE-820C/J/L-422 SBE-820C/J/L-622 SBE-820C/J/L-822 	8U: <ul style="list-style-type: none"> SBE-820C/J/L-422 SBE-820C/J/L-622 SBE-820C/J/L-822 	8U: <ul style="list-style-type: none"> SBE-820C/J/L-422 SBE-820C/J/L-622 SBE-820C/J/L-822

8U SuperBlade® X11 Servers



Model	SBI-8149P-C4N	SBI-8149P-T8N
Server Nodes/8U	10	10
Processor	Quad 2nd Generation Intel® Xeon® Scalable Processors	Quad 2nd Generation Intel® Xeon® Scalable Processors
Chipset	Intel® C620 series	Intel® C620 series
Memory Support	48 DDR4-2933 DIMM slots	48 DDR4-2933 DIMM slots
Max Memory	12TB	12TB
Expansion & Drive Bays	4 hot-plug 2.5" NVMe/SAS3/SATA3 drive bays 2 M.2 NVMe slots 4 M.2 NVMe slots on optional Mezzanine card	8 hot-plug 2.5" NVMe drive bays or 4 NVMe and 4 SATA3 drive bays 2 M.2 NVMe slots 4 M.2 NVMe slots on optional Mezzanine card
Storage RAID	Broadcom® 3108 RAID 0,1,5,10	Intel® PCH SATA3 RAID 0,1,5,10
InfiniBand / Intel® OPA	100G EDR InfiniBand / Intel® Omni-Path (Mezzanine card)	100G EDR InfiniBand / Intel® Omni-Path (Mezzanine card)
Ethernet Interface	Dual 10G Ethernet Dual 25G Ethernet (Mezzanine card)	Dual-port 10G Dual-port 25G (Mezzanine card)
Management	IPMI 2.0 KVM over IP Virtual Media over LAN Supermicro SuperCloud Composer	IPMI 2.0 KVM over IP Virtual Media over LAN Supermicro SuperCloud Composer
LED Indicators	Fault LED Network Activity LED Power LED UID / KVM LED	Fault LED Network Activity LED Power LED UID / KVM LED
Dimensions (H x W x D)	1.75" x 13" x 23.5"	1.75" x 13" x 23.5"
Chassis	8U: • SBE-820C/J/L-622 • SBE-820C/J/L-822	8U: • SBE-820C/J/L-622 • SBE-820C/J/L-822

Specifications and images of upcoming products are subject to change without notice.

6U SuperBlade®

Innovative Disaggregated Resource-Saving Server Architecture for Optimal TCO

Up to 10 Blade Servers in 6U

The 6U SuperBlade® design builds on a disaggregated server architecture that enables the independent upgrade of compute modules without replacing the rest of the enclosure including networking, storage, fans and power supplies. With up to 10 blade servers in a 6U enclosure, the blade servers support 3rd Gen Intel® Xeon® Scalable processors and Intel® Xeon® W-3300 processors (SBI-610P only) with 32 DIMM slots (2-socket blade) and 16 DIMM slots (1-socket blade), up to 3 drive bays, and dual 25G/10G Ethernet networking.



6U SuperBlade® with 10 Blade Servers

3rd Gen Intel® Xeon® Scalable Processors; or, Intel® Xeon® W-3300
1-Socket
16 DIMM slots

NEW!




SBI-610P-1C2N
SBI-610P-1T2N

3rd Gen Intel® Xeon® Scalable Processors

2-Socket
32 DIMM slots

NEW!



SBI-620P-1C3N
SBI-620P-1T3N

Intel® Xeon® W-3200

1-Socket
12 DIMM slots



SBI-6119PW-C3N
SBI-6119PW-T3N

Intel® Xeon® W-2200

1-Socket
8 DIMM slots



SBI-6119R-C3N
SBI-6119R-T3N

2nd Gen Intel® Xeon® Scalable Processors

1-Socket
12 DIMM slots



SBI-6119P-C3N
SBI-6119P-T3N

2-Socket
24 DIMM slots



SBI-6129P-C3N
SBI-6129P-T3N

Up to 14 Blade Servers in 6U

2nd Gen Intel® Xeon® Scalable Processors

1-Socket
12 DIMM slots, 10GbE



SBI-6419P-C3N/T3N

2-Socket
24 DIMM slots, 10GbE



SBI-6429P-C3N/T3N




6U SuperBlade® with 14 Blade Servers

Actual product may look different based on server blade, networking and power supply options.

6U SuperBlade® Enclosure Supporting 10 Blade Servers

Disaggregated Resource Saving Server Design

Enables a high degree of customization for application optimized deployments. The independent upgrade of CPU, memory and storage promotes a higher Return on Investment (RoI).



6U Enclosure	SBE-610J
Processor Blade	Up to 10 hot-pluggable 1-socket or 2-socket blade servers
LED	Power LED, Fault LED
Ethernet Switch	Up to 4 Pass-Thru modules (with add-on card) Up to 4 hot-pluggable 25G Ethernet switches (with add-on card) Up to 2 hot-pluggable 10G Ethernet switches
Management	Up to 2 CMM for remote system management with software
Available Models	SBE-610J-822: Enclosure with 8 hot-pluggable 2200W Titanium (96% efficiency) power supplies SBE-610J-622: Enclosure with 6 hot-pluggable 2200W Titanium (96% efficiency) power supplies + 2 cooling fans SBE-610J-422: Enclosure with 4 hot-pluggable 2200W Titanium (96% efficiency) power supplies + 4 cooling fans
Dimensions (H x W x D)	10.5" x 17.6" x 32"

6U SuperBlade® Enclosure Supporting 14 Blade Servers




6U Enclosure	SBE-614E
Processor Blade	Up to 14 hot-pluggable 1-socket or 2-socket blade servers
LED	Power LED, Fault LED
10G Ethernet Switch	Up to 2 hot-pluggable 10G Ethernet switches
Management	Single CMM for remote system management with software
Available Models	SBE-614E-822: Enclosure with 8 hot-pluggable 2200W Titanium (96% efficiency) power supplies SBE-614E-622: Enclosure with 6 hot-pluggable 2200W Titanium (96% efficiency) power supplies + 2 cooling fans SBE-614E-422: Enclosure with 4 hot-pluggable 2200W Titanium (96% efficiency) power supplies + 4 cooling fans
Dimensions (H x W x D)	10.5" x 17.6" x 32"


6U SuperBlade® X12 Servers

Single 3rd Gen Intel® Xeon® Scalable Processors; or, Intel® Xeon® W-3300 Processors, 16 DIMM Slots and Optional Dual 25GbE

Dual 3rd Gen Intel® Xeon® Scalable Processors, 32 DIMM Slots and Optional Dual 25GbE



SBI-610P-1C2N
SBI-610P-1T2N




SBI-620P-1C3N
SBI-620P-1T3N

Model	SBI-610P-1C2N SBI-610P-1T2N	SBI-620P-1C3N SBI-620P-1T3N
Server Nodes/6U	10	10
Processor	Single 3rd Generation Intel® Xeon® Scalable Processor; or, Single Intel® Xeon® W-3300 Processor	Dual 3rd Generation Intel® Xeon® Scalable Processors
Chipset	Intel® C621A Chipset	Intel® C621A Chipset
Memory Support	16 DDR4-3200 DIMM slots	32 DDR4-3200 DIMM slots
Max Memory	4TB	4TB
Expansion & Drive Bays	2 PCI-E 4.0 x16 slots for GPUs or networking cards -1C2N: 2x U.2 NVMe/SAS3/SATA3; 1x M.2 NVMe/SATA3 -1T2N: 2x U.2 NVMe/SAS3/SATA3; 1x M.2 NVMe/SATA3; 2X M.2 NVMe	-1T3N: 3x U.2 NVMe/SATA3 -1C3N: 2x U.2 NVMe/SAS3/SATA3; 1x U.2 SAS3/SATA3
Storage RAID	-1T2N: Intel® PCH 3.0 SATA Controller RAID 0, 1 -1C2N: Broadcom 3108 SAS Controller RAID 0, 1	-1T3N: Intel® PCH 3.0 SATA Controller RAID 0, 1, 5 -1C3N: Broadcom 3108 SAS Controller RAID 0, 1, 5
InfiniBand / Intel® OPA	N/A	N/A
Ethernet Interface	Dual 25G Ethernet Dual 25G Ethernet (Mezzanine card)	Dual 25G Ethernet Dual 25G Ethernet (Mezzanine card)
Management	Redundant Chassis Management Modules, Open Industry Standard IPMI, Redfish APIs Fault LED	Redundant Chassis Management Modules, Open Industry Standard IPMI, Redfish APIs Fault LED
LED Indicators	Network Activity LED Power LED UID / KVM LED	Network Activity LED Power LED UID / KVM LED
Dimensions (H x W x D)	1.75" x 9.75" x 23.5"	1.75" x 9.75" x 23.5"
Chassis	6U: SBE-610J-822 SBE-610J-622 SBE-610J-422	6U: SBE-610J-822 SBE-610J-622 SBE-610J-422


6U SuperBlade® X11 Servers

Single Intel® Xeon® W-2200 Series Processor




SBI-6119R-C3N
SBI-6119R-T3N

Single Intel® Xeon® W-3200 Series Processor



SBI-6119PW-C3N
SBI-6119PW-T3N

Single 2nd Gen Intel® Xeon® Scalable Processors




SBI-6119P-C3N
SBI-6119P-T3N
SBI-6419P-C3N
SBI-6419P-T3N

Model	SBI-6119R-C3N SBI-6119R-T3N	SBI-6119PW-C3N SBI-6119PW-T3N	SBI-6119P-C3N SBI-6119P-T3N	SBI-6419P-C3N SBI-6419P-T3N
Server Nodes/6U	10	10	10	14
Processor	Single Intel® Xeon® W-2200 Series Processor	Single Intel® Xeon® W-3200 Series Processor	Single 2nd Generation Intel® Xeon® Scalable Processor	Single 2nd Generation Intel® Xeon® Scalable Processor
Chipset	Intel® C422	Intel® C622 series	Intel® C620 series	Intel® C620 series
Memory Support	8 DDR4-2933 DIMM slots	12 DDR4-2933 DIMM slots	12 DDR4-2933 DIMM slots	12 DDR4-2933 VLP DIMM slots
Max Memory	512GB	3TB	3TB	384GB
Expansion & Drive Bays	-C3N: 2 hot-plug 2.5" NVMe and 1 SAS3/SATA3 drive bays or 3 SAS3/SATA3 drive bays -T3N: 3 hot-plug 2.5" NVMe/SATA3 drive bays	-C3N: 2 hot-plug 2.5" NVMe and 1 SAS3/SATA3 drive bays or 3 SAS3/SATA3 drive bays -T3N: 3 hot-plug 2.5" NVMe/SATA3 drive bays	-C3N: 2 hot-plug 2.5" NVMe and 1 SAS3/SATA3 drive bays or 3 SAS3/SATA3 drive bays -T3N: 3 hot-plug 2.5" NVMe/SATA3 drive bays	-C3N: 2 hot-plug 2.5" NVMe and 1 SAS3/SATA3 drive bays or 3 SAS3/SATA3 drive bays -T3N: 3 hot-plug 2.5" NVMe/SATA3 drive bays
Storage RAID	-C3N: Broadcom® 3108 RAID 0,1,5 -T3N: Intel® PCH SATA3 RAID 0,1,5	-C3N: Broadcom® 3108 RAID 0,1,5 -T3N: Intel® PCH SATA3 RAID 0,1,5	-C3N: Broadcom® 3108 RAID 0,1,5 -T3N: Intel® PCH SATA3 RAID 0,1,5	-C3N: Broadcom® 3108 RAID 0,1,5 -T3N: Intel® PCH SATA3 RAID 0,1,5
InfiniBand / Intel® OPA	N/A	N/A	N/A	N/A
Ethernet Interface	Dual 10G Ethernet	Dual 10G Ethernet	Dual 10G Ethernet	Dual 10G Ethernet
Management	IPMI 2.0, KVM over IP, Virtual Media over LAN, Supermicro SuperCloud Composer	IPMI 2.0, KVM over IP, Virtual Media over LAN, Supermicro SuperCloud Composer	IPMI 2.0, KVM over IP, Virtual Media over LAN, Supermicro SuperCloud Composer	IPMI 2.0, KVM over IP, Virtual Media over LAN, Supermicro SuperCloud Composer
LED Indicators	Fault LED, Network Activity LED, Power LED, UID / KVM LED	Fault LED, Network Activity LED, Power LED, UID / KVM LED	Fault LED, Network Activity LED, Power LED, UID / KVM LED	Fault LED, Network Activity LED, Power LED, UID / KVM LED,
Dimensions (H x W x D)	1.75" x 9.75" x 23.5"	1.75" x 9.75" x 23.5"	1.75" x 9.75" x 23.5"	1.2" x 9.75" x 23.5"
Chassis	6U: SBE-610J-822 SBE-610J-622 SBE-610J-422	6U: SBE-610J-822 SBE-610J-622 SBE-610J-422	6U: SBE-610J-822 SBE-610J-622 SBE-610J-422	6U: SBE-614E-822 SBE-614E-622 SBE-614E-422

6U SuperBlade® X11 Servers

Dual 2nd Gen Intel® Xeon® Scalable Processors



SBI-6129P-C3N/T3N
SBI-6429P-C3N/T3N


Model	SBI-6129P-C3N/T3N		SBI-6429P-C3N/T3N	
Server Nodes/6U	10		14	
Processor	Dual 2nd Generation Intel® Xeon® Scalable Processors		Dual 2nd Generation Intel® Xeon® Scalable Processors	
Chipset	Intel® C620 series		Intel® C620 series	
Memory Support	24 DDR4-2933 DIMM slots		24 DDR4-2933 VLP DIMM slots	
Max Memory	6TB		768GB	
Expansion & Drive Bays	-C3N:	-T3N:	-C3N:	-T3N:
	2 hot-plug 2.5" NVMe and 1 SAS3/SATA3 drive bays or 3 SAS3/SATA3 drive bays	3 hot-plug 2.5" NVMe/SATA3 drive bays	2 hot-plug 2.5" NVMe and 1 SAS3/SATA3 drive bays or 3 SAS3/SATA3 drive bays	3 hot-plug 2.5" NVMe/SATA3 drive bays
Storage RAID	Broadcom® 3108 RAID 0,1,5	Intel® PCH SATA3 RAID 0,1,5	Broadcom® 3108 RAID 0,1,5	Intel® PCH SATA3 RAID 0,1,5
InfiniBand / Intel® OPA	N/A		N/A	
Ethernet Interface	Dual 10G Ethernet Dual 25G Ethernet (Mezzanine card)		Dual 10G Ethernet	
	IPMI 2.0		IPMI 2.0	
Management	KVM over IP Virtual Media over LAN Supermicro SuperCloud Composer		KVM over IP Virtual Media over LAN Supermicro SuperCloud Composer	
	Fault LED		Fault LED	
LED Indicators	Network Activity LED		Network Activity LED	
	Power LED		Power LED	
	UID / KVM LED		UID / KVM LED	
Dimensions (H x W x D)	1.75" x 9.75" x 23.5"		1.2" x 9.75" x 23.5"	
Chassis	6U:		6U:	
	• SBE-610J-822		• SBE-614E-822	
	• SBE-610J-622 • SBE-610J-422		• SBE-614E-622 • SBE-614E-422	

4U SuperBlade®

Cost and Density Optimized with **Lowest Initial Hardware Acquisition Cost**

4U SuperBlade® Servers


Dual 3rd Gen Intel® Xeon® Scalable NVMe/SATA3



NEW!

SBI-420P-4T2N

Dual 2nd Gen Intel® Xeon® Scalable NVMe/SATA3



SBI-4429P-T2N

Supermicro SuperBlade® systems provide the perfect building blocks for a Rack Scale Design (SuperCloud Composer) data center solution. With up to 97% cabling reduction compared to 1U server solutions, the Total Cost of Ownership (TCO) is lower. Since airflow is significantly improved, the load on the cooling fans is reduced, resulting in a lower OPEX.

Up to 54% percent cooling fan power efficiency improvement is achieved by sharing fans and integrated power modules across all blade servers.

Free from vendor lock-in, these solutions ship with open industry standard IPMI 2.0 and Redfish APIs designed to lower management overhead in large scale data centers.



4U SuperBlade® Enclosure




4U Enclosure	SBE-414E	NEW! SBE-414J
Processor Blade	Up to 14 hot-pluggable 2-socket blade servers	Up to 14 hot-pluggable 2-socket blade servers
LED	Power LED, Fault LED	Power LED, Fault LED
Ethernet Switch	Up to 2 hot-pluggable 10G/1G switches	Up to 2 hot-pluggable 25G/10G/1G switches
Management Module	Single CMM for remote system management with software	Single CMM for remote system management with software
Available Models	SBE-414E-422: 4 hot-pluggable 2200W Titanium Level (96%+) power supplies SBE-414E-222: 2 hot-pluggable 2200W Titanium Level (96%+) power supplies SBE-414E-420D: 4 hot-pluggable 2000 DC power supplies	SBE-414J-422: 4 hot-pluggable 2200W Titanium LEVEL (96%) power supplies
Rack Unit	4U	4U
Dimensions	7"H x 17.6"W x 32"D	7"H x 17.6"W x 32"D

Actual product may look different depending on blade server, networking and power supply options.

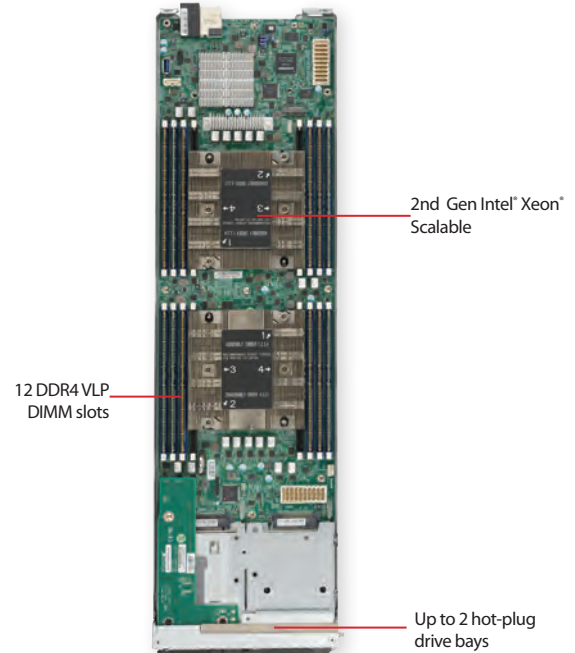
4U SuperBlade® X12/X11 Servers

Dual 3rd Gen Intel® Xeon® Scalable Processors
Hot-plug U.2 and M.2 NVMe/SATA3



SBI-420P-4T2N

Dual 2nd Gen Intel® Xeon® Scalable Processors
NVMe/SATA3



SBI-4429P-T2N


Model	SBI-420P-4T2N	SBI-4429P-T2N
Server Nodes/4U	14	14
Processor	Dual 3rd Generation Intel® Xeon® Scalable Processors	Dual 2nd Generation Intel® Xeon® Scalable processors
Chipset	Intel® C621A Chipset	Intel® C620 series
Memory Support	16 DDR4-3200 VLP DIMM slots	12 DDR4-2933 VLP DIMM slots
Max Memory	512GB	384GB
Expansion & Drive Bays	2x U.2 NVMe/SATA 1x M.2 NVMe	2x U.2 NVMe/SATA3 1x M.2 NVMe/SATA
Storage RAID	Intel® PCH 3.0 SATA Controller; RAID 0,1	Intel® PCH 3.0 SATA Controller; RAID 0,1
InfiniBand / Intel® OPA	N/A	N/A
Ethernet Interface	Dual 25G Ethernet	Dual 10G Ethernet
Management	Redundant Chassis Management Modules, Open Industry Standard IPMI, Redfish APIs	IPMI 2.0 KVM over IP Virtual Media over LAN Supermicro SuperCloud Composer
LED Indicators	Fault LED Network Activity LED Power LED UID / KVM LED	Fault LED Network Activity LED Power LED UID / KVM LED
Dimensions (H x W x D)	1.75" x 6.5" x 23.5"	1.2" x 6.5" x 23.5"
Chassis	4U: • SBE-414E-222 • SBE-414E-422 • SBE-414J-422	4U: • SBE-414E-222 • SBE-414E-422 • SBE-414J-422

MicroBlade®

- Best density and power efficiency with up to 56x 1-socket nodes
- U.2/M.2 NVMe SSD and HW SAS3 RAID support
- Ethernet switches supporting 1G and 10G downlinks
- Redundant 2200W Titanium Level (96%+ efficiency) AC power supplies



6U MicroBlade®



3U MicroBlade®

MicroBlade® Servers

Intel® Xeon® processor E-2300

1S (8-core)

NEW!



MBI-310T-4C2
MBI-310T-4T2N

2x 1S (8-core)



MBI-6219B-T41N

Intel® Xeon® processor D-2100

2x 1S (12-core)



MBI-6219B-T63N

2x 1S (16-core)



MBI-6219B-T83N

Intel® Xeon® Processor E-2100/E-2200

1S with 2 NVMe



MBI-6119M-T2N

1S with 2 SAS3



MBI-6119M-C2

2x 1S with 2 NVMe



MBI-6219M-2N

Intel® Xeon® Processor E3-1200 v6/v5

1S with 2 SAS3



MBI-6119G-C2

1S with 4 SAS3



MBI-6119G-C4

1S with 4 SATA3



MBI-6119G-T4

2x 1S with 2 SATA3



MBI-6219G-T

MicroBlade® Enclosures

Ultra High Density and Performance/Watt In 6U/3U

- 28/14 Intel® Xeon® processor E-2300 1S nodes
- 56/28/14 Intel® Xeon® processor E-2200/E-2100 1S nodes
- 56/28/14 Intel® Xeon® processor D-2100 1S nodes
- 56/28/14 Intel® Xeon® processor E3-1200 v6/v5/v4/v3 1S nodes

High-Efficiency Power Supply

- Titanium Level (96%+ efficiency) 2200W/2000W digital power supplies with N+N or N+1 redundancy
- 2000W DC power supplies with N+N or N+1 redundancy



Model	MBE-314E-422/420(D)/222/220(D)
Processor Blade	Up to 14 hot-pluggable blade servers
Node Support	Intel® Xeon® processor based blades
Networking	Up to 2 hot-pluggable 10G/1G Ethernet switches
Management	Single hot-pluggable management module providing remote KVM and IPMI 2.0 functionalities
Power Supply	<ul style="list-style-type: none"> • -420(D): 4 hot-pluggable 2000W; (D) for DC power • -220(D): 2 hot-pluggable 2000W; (D) for DC power • -422: 4 hot-pluggable 2200W • -222: 2 hot-pluggable 2200W
Cooling Design	4 cooling fans
LED	Power LED, Fault LED
Rack Unit	3U
Dimensions (H x W x D)	• 5.21" (132.5mm) x 17.67" (449mm) x 36.10" (917mm)



Model	MBE-628E-822/622/422	MBE-628E-820(D)/420(D)
Processor Blade	Up to 28 hot-pluggable blade servers	Up to 28 hot-pluggable blade servers
Node Support	Intel® Xeon® processor based blades	Intel® Xeon® processor based blades
Networking	Up to 2 hot-pluggable 10G/1G Ethernet switches	Up to 2 hot-pluggable 10G/1G Ethernet switches
Management	Up to 2 hot-pluggable management modules providing remote KVM and IPMI 2.0 functionalities	Up to 2 hot-pluggable management modules providing remote KVM and IPMI 2.0 functionalities
Power Supply	<ul style="list-style-type: none"> • -822/622/422: 8/6/4 hot-pluggable 2200W 	<ul style="list-style-type: none"> • -820(D): 8 hot-pluggable 2000W; (D) for DC power • -420(D): 4 hot-pluggable 2000W; (D) for DC power
Cooling Design	8 cooling fans	8 cooling fans
LED	Power LED, Fault LED	Power LED, Fault LED
Rack Unit	6U	6U
Dimensions (H x W x D)	10.43" (265mm) x 17.67" (449mm) x 34.43" (875mm)	10.43" (265mm) x 17.67" (449mm) x 36.10" (917mm)

3U MicroBlade® System Bundles

Convenient, complete system bundles



MBS-314E
3U with 10GbE/1GbE Switch and 14 Blade Servers

Three configurations to choose from:


- MBS-314E-310T (Intel X12 1S)
- MBS-314E-6119M (Intel X11 1S)
- MBS-314E-6219M (Intel X11 2x 1S)

MBS-314E-310T Bundle	MBS-314E-6119M Bundle	MBS-314E-6219M Bundle
<p>Bundle includes:</p> <ul style="list-style-type: none"> • MBS-314E-222 enclosure • 2x 10GbE switches (MBM-XEM-002+) • 14x MBI-310T-4T2N blade servers • 14x heatsinks (SNK-P1040V) • 1x CMM (MBM-CMM-FIO) • 2x 2200W PSUs 	<p>Bundle includes:</p> <ul style="list-style-type: none"> • MBS-314E-222 enclosure • 2x 1GbE switches (MBM-GEM-004) • 14x MBI-6119M-T2N blade servers • 14x heatsinks (SNK-P1040V) • 1x CMM (MBM-CMM-FIO) • 2x 2200W PSUs 	<p>Bundle includes:</p> <ul style="list-style-type: none"> • MBS-314E-422 enclosure • 2x 10GbE switches (MBM-XEM-002) • 14x MBI-6219M-2N blade servers • 28x heatsinks (SNK-P1040V) • 1x CMM (MBM-CMM-FIO) • 4x 2200W PSUs

MicroBlade® X12 Servers

Intel® Xeon® E-2300 Series Processor Supported


Single-node 1S with 2 NVMe



MBI-310T-4T2N

Intel® Xeon® E-2300 Series Processor Supported

Single-node 1S with 2 SAS3




MBI-310T-4C2

Model	MBI-310T-4T2N	MBI-310T-4C2
Server Nodes/42U Rack	196	196
Processor	Intel® Xeon® Processor E-2300	Intel® Xeon® Processor E-2300
Chipset	C256	C256
Memory Support	4 DDR4-3200 VLP UDIMM slots	4 DDR4-3200 VLP UDIMM slots
Max Memory	128GB	128GB
Expansion & Drive Bays	<ul style="list-style-type: none"> • 2x U.2 NVMe/SATA • 1x M.2 NVMe/SATA • 1x M.2 NVMe 	<ul style="list-style-type: none"> • 2 x U.2 SAS/SATA • 1x M.2 NVMe/SATA
Storage RAID	Intel® C256 controller	<ul style="list-style-type: none"> • Broadcom 3008 SAS3 controller
Ethernet Interface	<ul style="list-style-type: none"> • Dual 10G Ethernet 	<ul style="list-style-type: none"> • Dual 1G Ethernet
Management	<ul style="list-style-type: none"> • IPMI 2.0, KVM over IP, Virtual Media over LAN 	<ul style="list-style-type: none"> • IPMI 2.0, KVM over IP, Virtual Media over LAN
LED Indicators	<ul style="list-style-type: none"> • Fault LED • Network Activity LED • Power LED • UID / KVM LED 	<ul style="list-style-type: none"> • Fault LED • Network Activity LED • Power LED • UID / KVM LED
Dimensions (H x W x D)	4.94" x 1.2" x 23.2"	4.94" x 1.2" x 23.2"
Chassis	<ul style="list-style-type: none"> • MBE-628E-822 • MBE-628E-622 • MBE-628E-422 • MBE-314E-422 • MBE-314E-222 	<ul style="list-style-type: none"> • MBE-628E-822 • MBE-628E-622 • MBE-628E-422 • MBE-314E-422 • MBE-314E-222

MicroBlade® X11 Servers

Intel® Xeon® Processor D-2100 Series Processor Supported

Dual-node 1S with Dual 10G Ethernet




Model	MBI-6219B-T41N/T63N/T83N	
Server Nodes/42U Rack	392	
Processor	- T41N : Intel® Xeon® Processor D-2141I, 8 cores, 65W per node - T63N : Intel® Xeon® Processor D-2163IT, 12 cores, 75W per node - T83N : Intel® Xeon® Processor D-2183IT, 16 cores, 100W per node	
Chipset	System-on-Chip	
Memory Support	4 DDR4-2133/2400 VLP DIMM slots per node	
Max Memory	128 GB per node	
Expansion & Drive Bays	<ul style="list-style-type: none"> • 1x 2.5" NVMe/SATA3 internal drive bay per node • 1x M.2 NVMe slot per node (up to 110mm) • 1x SuperDOM port per node 	
Storage RAID	N/A	
Ethernet Interface	Dual 10G Ethernet per node	
Management	<ul style="list-style-type: none"> • IPMI 2.0 • KVM over IP • Virtual Media over LAN 	
LED Indicators	<ul style="list-style-type: none"> • Power LED • UID / KVM LED • Network Activity LED • Fault LED 	
Dimensions (H x W x D)	1.2" (30.48mm) x 4.94" (125.48mm) x 23.2" (489.28mm)	
Chassis	<ul style="list-style-type: none"> • MBE-628E-822 • MBE-628E-622 • MBE-628E-422 • MBE-628E-420(D) • MBE-628E-820(D) • MBE-314E-420(D) • MBE-314E-220(D) • MBE-314E-422/222 	

MicroBlade® X11 Servers

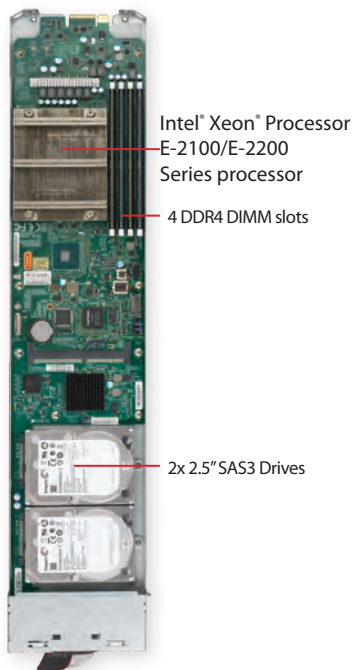
Intel® Xeon® Processor E-2100/E-2200 Series Processor Supported

Single-node 1S with 2 NVMe




MBI-6119M-T2N

Single-node 1S with 2 SAS3



MBI-6119M-C2

Dual-node 1S with 2 NVMe




MBI-6219M-2N

Model	MBI-6119M-T2N	MBI-6119M-C2	MBI-6219M-2N
Server Nodes/42U Rack	196	196	392
Processor	Intel® Xeon® Processor E-2100/E-2200 Series	Intel® Xeon® Processor E-2100/E-2200 Series	Single Intel® Xeon® Processor E-2100/E-2200 Series/node
Chipset	Intel® C246	Intel® C246	Intel® C246
Memory Support	4 DDR4-2666 VLP UDIMM slots	4 DDR4-2666 VLP UDIMM slots	2 DDR4-2666 VLP UDIMM slots
Max Memory	128GB	128GB	64GB
Expansion & Drive Bays	2x 2.5" NVMe/SATA3 drives 1x Super DOM M.2 Interface: 1 PCI-E 3.0 x4 / SATA3 M.2 Form Factor: 2280, 2210 M.2 Key: M-Key	2x 2.5" 12Gb/s SAS3 drives 1x Super DOM M.2 Interface: 1 PCI-E 3.0 x4 / SATA3 M.2 Form Factor: 2280/2210 M.2 Key: M-Key	2x U.2 7mm NVMe drives/node; or, 1x U.2 15mm NVMe drives/node 1x SATA DOM/node
Storage RAID	Intel® PCH SATA3 RAID 0,1	Broadcom® 3008 SAS3/SATA3 RAID 0,1	Intel® PCH SATA3 RAID 0,1
Ethernet Interface	Dual 1G Ethernet	Dual 1G Ethernet	Dual 1G Ethernet
Management	IPMI 2.0, KVM over IP, Virtual Media over LAN	IPMI 2.0, KVM over IP, Virtual Media over LAN	IPMI 2.0, KVM over IP, Virtual Media over LAN
LED Indicators	Power LED Fault LED Network Activity LED UID / KVM LED	Power LED Fault LED Network Activity LED UID / KVM LED	Power LED Fault LED Network Activity LED UID / KVM LED
Dimensions (H x W x D)	1.2" (30.48mm) x 4.94" (125.48mm) x 23.2" (589.28mm)	1.2" (30.48mm) x 4.94" (125.48mm) x 23.2" (589.28mm)	1.2" (30.48mm) x 4.94" (125.48mm) x 23.2" (589.28mm)
Chassis	6U: <ul style="list-style-type: none"> • MBE-628E-822 • MBE-628E-622 • MBE-628E-422 3U: <ul style="list-style-type: none"> • MBE-314E-420(D) 	<ul style="list-style-type: none"> • MBE-628E-420(D) • MBE-628E-820(D) <ul style="list-style-type: none"> • MBE-314E-220(D) 	<ul style="list-style-type: none"> • MBE-314E-422/222

MicroBlade® X11 Servers


Intel® Xeon® Processor E3-1200 v6/v5 Processor Supported



Model	MBI-6119G-C2	MBI-6119G-C4	MBI-6119G-T4	MBI-6219G-T
Server Nodes/42U Rack	196	196	196	392
Processor	Intel® Xeon® processor E3-1200 v6/v5 product families	Intel® Xeon® processor E3-1200 v6/v5 product families	Intel® Xeon® processor E3-1200 v6/v5 product families	Intel® Xeon® processor E3-1200 v6/v5 product families per node
Chipset	Intel® C236	Intel® C236	Intel® C236	Intel® C236
Memory Support	4 DDR4-2400 VLP DIMM slots	4 DDR4-2400 VLP DIMM slots	4 DDR4-2400 VLP DIMM slots	4 DDR4-2400 VLP DIMM slots per node
Max Memory	64GB	64GB	64GB	64GB per node
Expansion & Drive Bays	2x 2.5" SAS3 Drives 2x SuperDOM Port	2x 2.5" SAS3 HDD or 4x 2.5" SAS3 SSD 2x SuperDOM Port	2x 2.5" SATA3 HDD or 4x 2.5" SATA3 SSD 2x SuperDOM Port	1x 2.5" SATA3 HDD or 2x 2.5" SATA3 SSD per node
Storage RAID	Broadcom® 3008 SAS3/SATA3 RAID 0,1	Broadcom® 3008 SAS3/SATA3 RAID 0,1,1E,10	Intel® PCH SATA3 RAID 0,1,5,10	Intel® PCH SATA3 RAID 0,1
Ethernet Interface	Dual 1G Ethernet	Dual 1G Ethernet	Dual 1G Ethernet	Dual 1G Ethernet
Management	IPMI 2.0, KVM over IP, Virtual Media over LAN	IPMI 2.0, KVM over IP, Virtual Media over LAN	IPMI 2.0, KVM over IP, Virtual Media over LAN	IPMI 2.0, KVM over IP, Virtual Media over LAN
LED Indicators	Power LED, Fault LED, Network Activity LED, UID / KVM LED	Power LED, Fault LED, Network Activity LED, UID / KVM LED	Power LED, Fault LED, Network Activity LED, UID / KVM LED	Power LED, Fault LED, Network Activity LED, UID / KVM LED
Dimensions (H x W x D)	1.2" (30.48mm) x 4.94" (125.48mm) x 23.2" (589.28mm)	1.2" (30.48mm) x 4.94" (125.48mm) x 23.2" (589.28mm)	1.2" (30.48mm) x 4.94" (125.48mm) x 23.2" (589.28mm)	1.2" (30.48mm) x 4.94" (125.48mm) x 23.2" (589.28mm)
Chassis		6U: <ul style="list-style-type: none"> • MBE-628E-822 • MBE-628E-622 • MBE-628E-422 	<ul style="list-style-type: none"> • MBE-628E-420(D) • MBE-628E-820(D) 	
		3U: <ul style="list-style-type: none"> • MBE-314E-420(D) 	<ul style="list-style-type: none"> • MBE-314E-220(D) 	

200G Switch


200G HDR InfiniBand



Model	SBM-IBS-H4020*
General Specifications	20x 200G HDR InfiniBand downlinks 20x 200G HDR InfiniBand uplinks
Switching Capacity	16Tbps
Physical Layer Features	200G optical QSFP56
System Management	Unmanaged mode


100G Switches

100G EDR InfiniBand




Model	SBM-IBS-E3616	SBM-OPA-C4020
General Specifications	20x 100G EDR InfiniBand downlinks 16x 100G EDR InfiniBand uplinks	20x 100G Intel® Omni-Path downlinks 24x 100G Intel® Omni-Path uplinks 1x USB port
Switching Capacity	7.62Tbps	9.6Tbps
Physical Layer Features	100G optical QSFP28	100G optical QSFP28
System Management	Unmanaged mode	Unmanaged mode

100G Intel® Omni-Path




25G Ethernet Switches

25G Ethernet Layer 3 Switch




25G Ethernet Switch with MLAG




Model	SBM-25G-200	SBM-25G-100
General Specifications	<ul style="list-style-type: none"> MicroBlade® : 56x 25G Ethernet downlink (backward compatible to 56x 10G) SuperBlade® : 40x 25G Ethernet downlink (backward compatible to 40x 10G) 6x 100G/40G Ethernet uplinks & 1x Gigabit Ethernet uplink 1x Console port 1x USB port 	<ul style="list-style-type: none"> 20x 25G Ethernet downlink (backward compatible to 20x10G) 4x 100G/40G Ethernet uplinks, each can split into 4x 25G or 4x 10G uplinks with optional fan-out cables 1x Gigabit Ethernet uplink 1x console port
Switching Capacity	2000Gbps	1802Gbps
Physical Layer Features	<ul style="list-style-type: none"> 100G/40G optical/copper QSFP28 Gigabit Ethernet copper RJ45 	<ul style="list-style-type: none"> 100G/40G optical/copper QSFP28 Gigabit Ethernet copper RJ45
Layer 2 Features	<ul style="list-style-type: none"> 4K VLANs Spanning Tree (802.1D) Rapid Spanning Tree (802.1w) Multiple Spanning Trees (802.1s) 	<ul style="list-style-type: none"> 4K VLANs Spanning Tree Protocol (802.1D) Rapid Spanning Tree Protocol (802.1w) IEEE 802.1Q VLANs/ port-based VLANs
Advanced Layer 2 Features	<ul style="list-style-type: none"> Storm control Flow control Port mirroring 	<ul style="list-style-type: none"> Storm control Flow control Port mirroring Uplink Failure Detection (UFD) MLAG
Security Features	<ul style="list-style-type: none"> Switch access password protection RADIUS and TACACS+ Authentication Access Control Lists SSH, SSL Encryption DHCP Snooping 	<ul style="list-style-type: none"> Switch access password protection RADIUS and TACACS+ Authentication Access Control Lists SSH, SSL Encryption
System Management	<ul style="list-style-type: none"> Industry Standard CLI with telnet, SSH or local management port * Scripting capability * Command completion * Context sensitive "Help" SNMP v1/v2/v3 SSH Syslog DHCP (Client) 	<ul style="list-style-type: none"> Web-based management interface * HTTP, HTTPS * Telnet (7 sessions) NTP Four RMON Groups - (1, 2, 3 and 9) Multiple levels of user privileges (CLI and Web UI) Configuration file - upload / download * Restconf * Ansible
Multicast	<ul style="list-style-type: none"> IGMP Snooping 	<ul style="list-style-type: none"> IGMP Snooping

10G Ethernet Switches



Model	MBM-XEM-100	MBM-XEM-002	MBM-XEM-002+
General Specifications	56x 10G Ethernet downlink 4x 100G/40G Ethernet uplinks, each can split into 4x 25G or 4x 10G uplinks with optional fan-out cables 1x Gigabit Ethernet uplink 1x console port	56x 10G/2.5G/1G Ethernet downlinks 2x 40G Ethernet QSFP+ or, 1x 40G and 4x 10G Ethernet uplinks 1x console port 1x USB port	56x 10G/2.5G/1G Ethernet downlinks 2x 40G Ethernet QSFP+ or, 1x 40G and 4x 10G Ethernet uplinks 1x console port 1x USB port 1G port
Switching Capacity	1922Gbps	1280Gbps	1280Gbps
Physical Layer Features	100G/40G optical/copper QSFP28 Gigabit Ethernet copper RJ45	40Gbps optical/copper QSFP+ 10G optical/copper SFP+	40Gbps optical/copper QSFP+ 10G optical/copper SFP+
Layer 2 Features	<ul style="list-style-type: none"> • 4K VLANs, Jumbo frames up to 9KB • IEEE 802.1AB Link Layer Discovery Protocol (LLDP) • Multi-Chassis Link Aggregation (MLAG) • Multi-Chassis Link Aggregation (MLAG) • IEEE 802.1Q VLANs • IEEE 802.3ad with LACP • MAC Address: -XEM-002&+: 128K -XEM-100: 64K • Spanning Tree Protocol (802.1D) • Multiple Spanning Tree Protocol (802.1s) • Rapid Spanning Tree Protocol (802.1W) 		
Advanced Layer 2 Features	<ul style="list-style-type: none"> • Storm control, Flow control, Port mirroring, Uplink Failure Detection (UFD), MLAG, QoS • RDMA over Converged Ethernet (RoCE) • Data Center Bridging Extensions (DCBx) • Per-Priority Flow Control [PFC] (802.1Qbb) • Enhanced Transmission Selection [ETS] – (802.1Qaz) 	<ul style="list-style-type: none"> • Storm control, Flow control, Port mirroring, MLAG, QoS 	
Security Features	<ul style="list-style-type: none"> • Switch access password protection • RADIUS and TACACS+ Authentication • Access Control Lists • SSH, SSL Encryption 	<ul style="list-style-type: none"> • Switch access password protection • RADIUS and TACACS+ Authentication • Access Control Lists • SSH, SSL Encryption • DHCP Snooping 	<ul style="list-style-type: none"> • Switch access password protection • RADIUS and TACACS+ Authentication • Access Control Lists • SSH, SSL Encryption • DHCP Snooping
System management	<ul style="list-style-type: none"> • Industry Standard CLI • Web-based management interface – HTTP/HTTPS • Syslog • SSH • SNMP v1/v2/v3 • NTP • Content-sensitive “Help” • Auto Command completion • TFTP Client • DHCP (Client) • RESTCONF • Zero Touch Provisioning • Ansible 	<ul style="list-style-type: none"> • Industry Standard CLI • Web-based management interface – HTTP/HTTPS • Syslog • SSH • SNMP v1/v2/v3 • NTP • Content-sensitive “Help” • Auto Command completion • TFTP Client • RMON • DHCP (Client) • Zero Touch Provisioning • Ansible 	
Multicast	<ul style="list-style-type: none"> • IGMP Snooping 		

1G Ethernet Switch



Model	MBM-GEM-004		
General Specifications	<ul style="list-style-type: none"> • 40x 1G Ethernet downlinks • 8x1G Ethernet RJ45 and 4x10G Uplinks • 1x console port 		
Switching Capacity	<ul style="list-style-type: none"> • 176Gbps 		
Physical Layer Features	<ul style="list-style-type: none"> • 10G Ethernet Optical/copper SFP+ 		
Layer 2 Features	<ul style="list-style-type: none"> • 1 Gigabit Ethernet copper RJ45 • 4K VLANs, Jumbo frames up to 9KB • IEEE 802.1AB Link Layer Discovery Protocol (LLDP) 	<ul style="list-style-type: none"> • Multi-Chassis Link Aggregation (MLAG) • IEEE 802.1Q VLANs • IEEE 802.3ad with LACP 	<ul style="list-style-type: none"> • Spanning Tree Protocol (802.1D) • Multiple Spanning Tree Protocol (802.1s) • Rapid Spanning Tree Protocol (802.1W)
Layer 3 Features	<ul style="list-style-type: none"> • N/A 		
Advanced Layer 2 Features	<ul style="list-style-type: none"> • Storm control • Port mirroring • Flow control • Uplink Failure • Detection • MLAG • QoS 		
System Management	<ul style="list-style-type: none"> • Industry Standard CLI • Web-based management interface – HTTP/HTTPS • RMON • DHCP (Client) • SNMP v1/v2/v3 • Zero Touch Provisioning 	<ul style="list-style-type: none"> • NTP • SSH • Syslog • RESTCONF • Ansible 	
Security Features	<ul style="list-style-type: none"> • Switch access password protection • RADIUS and TACACS+ Authentication • Access Control Lists 	<ul style="list-style-type: none"> • SSH, SSL Encryption • Protected Ports 	
Multicast	<ul style="list-style-type: none"> • IGMP Snooping 		

SuperBlade® Networking Mezzanine Card

Flexible Networking Options

The new generation of SuperBlades can be further customized to accommodate current and future needs. Networking Mezzanine cards include options for 100G EDR InfiniBand, 100G Intel® Omni-Path, and Dual Port 25G Ethernet. These cards, paired with the appropriate switch, result in a blade server tuned for high-performance.

200G HDR InfiniBand



AOC-IBH-X6HS
Compatible with SBE-820H

100G EDR InfiniBand



AOC-IBH-X4ES
Compatible with SBE-820C

100G Intel® Omni-Path



AOC-OPH-WFR
Compatible with SBE-820C

Dual-Port 25G Ethernet



AOC-B25G-X4D
Compatible with SBE-820J

Dual-Port 25G Ethernet



AOC-B25G-6X4D
Compatible with SBE-610J

Dual-Port 25G Ethernet



AOC-B25G-6CVL
Compatible with SBE-610J

Switch and Enclosure Compatibility Matrix

Enclosures	SBM-IBS-H4020	SBM-IBS-E3616	SBM-OPA-C4020	SBM-25G-200	SBM-25G-100	MBM-XEM-100	MBM-XEM-002/ MBM-XEM-002+	MBM-GEM-004	SBM-25G-P10	MBM-25G-P20	
	HDR InfiniBand	EDR InfiniBand	Intel® Omni-Path	Ethernet				Pass-Through			
	200G	100G	100G	25G	25G	10G	10G	1G	25G/10G	10G	
SuperBlade®											
8U	SBE-820H	Up to 1			Up to 2	Up to 2	Up to 2	Up to 2	Up to 2		
	SBE-820C		Up to 1	Up to 1			Up to 2	Up to 2	Up to 2		
	SBE-820J				Up to 4	Up to 4	Up to 4	Up to 4	Up to 4	Up to 4	
	SBE-820L						Up to 2	Up to 2	Up to 2		
6U	SBE-610J				Up to 4	Up to 4	Up to 2	Up to 2	Up to 2	Up to 4	
	SBE-614E							Up to 2	Up to 2		
4U	SBE-414J				Up to 2	Up to 2	Up to 2	Up to 2	Up to 2	Up to 2	
	SBE-414E						Up to 2	Up to 2	Up to 2	Up to 2	
MicroBlade®											
6U	MBE-628E						Up to 2	Up to 2	Up to 2		Up to 2
	MBE-628L							Up to 2			
3U	MBE-314E						Up to 2	Up to 2	Up to 2		Up to 2

In some configurations, up to 2 different switch models can be installed on a single enclosure.
 Due to the complexity of switch configuration and compatibility, please confirm with your Supermicro sales representative.

* Single node blade servers only.

Pass-Through Modules

SuperBlade® Pass-Through Module



20x 25G/10GbE ports using fanout cables

MicroBlade® Pass-Through Module



28x 25G/10GbE ports using fanout cables

Model	SBM-25G-P10	MBM-25G-P20
General Specifications	<ul style="list-style-type: none"> • 20x 25G downlinks • 20x 25G uplinks with fanout cables 	<ul style="list-style-type: none"> • 28x 25G/10GbE downlinks • 28x 25G/10GbE uplinks with fanout cables
Physical Layer Features	<ul style="list-style-type: none"> • 5x QSFP28 100/40G ports 	<ul style="list-style-type: none"> • 7x QSFP28 100/40G ports
Enclosure Support	<ul style="list-style-type: none"> • SBE-820J • SBE-610J • SBE-414J • SBE-414E 	<ul style="list-style-type: none"> • MBE-628E • MBE-314E

Tested Cables and Transceivers

Listed below are cables and transceivers that have been tested by the Supermicro lab and confirmed to operate reliably with the respective blade switch below. Please note that other third-party cables and transceivers from reputable suppliers should work, but we cannot assure that they will. If there is a concern about a particular third-party cable or transceiver, please contact your Supermicro sales representative and ask for assistance.

Blade Switch Model	Part Number	Description	Length
MBM-GEM-004	CBL-NTWK-0525	Ethernet, 10GbE/SFP+ to SFP+, 3 meters, 30AWG	3M
	AOM-AQS-107-B0C2-CX	Ethernet TXCVR, SFP+ to RJ45, 10GBASE-T, Cat6, 30 meters	
	AOC-E10GSFPLR	Ethernet TXCVR, SFP+ LR Optics, 10GBASE-LR	
Blade Switch Model	Part Number	Description	Length
MBM-XEM-002 / MBM-XEM-002+	CBL-0347L	Ethernet, 10GbE/SFP+ to SFP+, passive, 1 meter, 30 AWG	1M
	CBL-NTWK-0422-01	Ethernet, QSFP, 40GbE, passive, 5M, 26AWG	5M
	CBL-NTWK-0456	Ethernet, 10GbE/SFP+ to SFP+, passive, push, 2 meters, 30AWG	2M
	CBL-0348L	Ethernet, 10GbE/SFP+ to SFP+, passive, 3 meters, 30 AWG	3M
	CBL-0349L	Ethernet, 10GbE/SFP+ to SFP+, passive, 5 meters, 24 AWG	5M
	CBL-NTWK-0720	Ethernet, 40GbE/QSFP+ to 4x 10GbE/SFP+, passive, 3 meters, 30 AWG	3M
	CBL-NTWK-0721	Ethernet, 40GbE/QSFP+ to 4x 10GbE/SFP+, passive, 5 meters, 25AWG	5M (split)
	CBL-NTWK-0525	Ethernet, 10GbE/SFP+ to SFP+, 3 meters, 30AWG	3M
	AOC-E10GSFSPSR	Ethernet TXCVR, SFP+, 1GBASE-SX, 10GBASE-SR, 850NM, MMF, LC	
	AOM-AQS-107-B0C2-CX	Ethernet TXCVR, SFP+ to RJ45, 10GBASE-T, Cat6, 30 meters	
	TRX-10GSFP-RJ45	Ethernet TXCVR, SFP+ to RJ45, 10GBASE-T, Cat6, 30 meters	
	AOM-TQSFP-79EQDZ-AVG	Ethernet TXCVR, QSFP+ SR4, 40GbE	
	AOC-E10GSFPLR	Ethernet TXCVR, SFP+ LR Optics, 10GBASE-LR	
	AOM-TSR-FS	Ethernet TXCVR, SFP+, 1GBASE-SX, 10GBASE-SR/SW, 850nm, MMF, LC	
Blade Switch Model	Part Number	Description	Length
MBM-XEM-100	CBL-NTWK-0942-MQ28C10M	Ethernet QSFP28, 100GbE, passive, LSZH, 1 meter	1M
	CBL-NTWK-0942-MQ28C15M	Ethernet QSFP28, 100GbE, passive, LSZH, 1.5 meters	1.5M
	CBL-NTWK-0942-MQ28C20M	Ethernet QSFP28, 100GbE, passive, LSZH, 2 meters	2M
	CBL-NTWK-0942-MQ28C30M	Ethernet QSFP28, 100GbE, passive, LSZH, 3 meters	3M
	CBL-NTWK-0943-SQ28C50M	Ethernet QSFP28, 100GbE, passive, LSZH, 5 meters	5M
	AOM-MMA1B00-C100D-MLN	Ethernet TXCVR, QSFP28, 100GBASE-SR4, 850nm	
	CBL-NTWK-0988-Q28M5	Ethernet 100GbE/QSFP28 to 4x 25GbE/SFP28, passive, 5 meters, 26AWG	5M (split)
	AOM-TQSFP-79EQDZ-AVG	Ethernet TXCVR, QSFP+ SR4, 40GbE	
	TRX-100GBE-SR4-FIN	Ethernet TXCVR, QSFP28, 100GBASE-SR4, 850nm, MMF, MPO	

For more details and pricing information, visit store.supermicro.com/cable/networking.html



Tested Cables and Transceivers (continued)

Blade Switch Model	Part Number	Description	Length
SBM-25G-100	CBL-NTWK-0942-MQ28C30M	Ethernet QSFP28, 100GbE, passive, LSZH, 3 meters	3M
	CBL-NTWK-0943-SQ28C50M	Ethernet QSFP28, 100GbE, passive, LSZH, 5 meters	5M
	AOM-MMA1B00-C100D-MLN	Ethernet TXCVR, QSFP28, 100GBASE-SR4, 850nm	
	CBL-NTWK-0988-Q28M5	Ethernet 100GbE/QSFP28 to 4x 25GbE/SFP28, passive, 5 meters, 26AWG	5M (split)
	AOM-TQSFP-79EQDZ-AVG	Ethernet TXCVR, QSFP+ SR4, 40GbE	
	TRX-100GBE-SR4-FIN	Ethernet TXCVR, QSFP28, 100GBASE-SR4, 850nm, MMF, MPO	
Blade Switch Model	Part Number	Description	Length
SBM-GEM-X4S	CBL-0349L	Ethernet, 10GbE/SFP+ to SFP+, passive, 5 meters, 24 AWG	5M
	CBL-NTWK-0609	RJ45 CAT6A, 550Mhz, 24AWG	15 FT
Blade Switch Model	Part Number	Description	Length
SBM-XEM-X8SM	CBL-0347L	Ethernet, 10GbE/SFP+ to SFP+, passive, 1 meter, 30 AWG	1M
	CBL-NTWK-0456	Ethernet, 10GbE/SFP+ to SFP+, passive, push, 2 meters, 30AWG	2M
	CBL-0348L	Ethernet, 10GbE/SFP+ to SFP+, passive, 3 meters, 30 AWG	3M
	CBL-0349L	Ethernet, 10GbE/SFP+ to SFP+, passive, 5 meters, 24 AWG	5M
	AOM-AQS-107-B0C2-CX	Ethernet TXCVR, SFP+ to RJ45, 10GBASE-T, Cat6, 30 meters	
Blade Switch Model	Part Number	Description	Length
SBM-IBS-H4020	CBL-NTWK-0643	INFINIBAND, QSFP56, 200G, PASSIVE, PULL, 2M, 26AWG	2M
	CBL-MCP7H50-H002R26	INFINIBAND, QSFP56,HDR 200G to 2x100G, 2M, 26AWG	2M
	CBL-MFS1S00H10-MT037	INFINIBAND, QSFP56, 200G, ACTIVE OPTICAL 10M	10M
	CBL-QSFP56AOC-20M	INFINIBAND, QSFP56, 200G, ACTIVE OPTICAL 20M	20M
	MMA1T00	HS Optical Transceiver HDR QSFP56 MPO 850nm SR4 up to 100m	

For more details and pricing information, visit store.supermicro.com/cable/networking.html



Tested Cables and Transceivers

Blade Switch Model	Part Number	Description	Length
SBM-IBS-E3616	CBL-NTWK-0942-MQ28E10M	InfiniBand, EDR, QSFP28, 100GbE, passive, LSZH, 1M	1M
	CBL-NTWK-0942-MQ28E15M	InfiniBand, EDR, QSFP28, 100GbE, passive, LSZH, 1.5M	1.5M
	CBL-NTWK-0942-MQ28E20M	InfiniBand, EDR, QSFP28, 100GbE, passive, LSZH, 2M	2M
	CBL-NTWK-0942-MQ28E30M	InfiniBand, EDR, QSFP28, 100GbE, passive, LSZH, 3M	3M
	CBL-NTWK-0942-MQ28E50M	InfiniBand, EDR, QSFP28, 100GbE, passive, LSZH, 5M	5M
Blade Switch Model	Part Number	Description	Length
SBM-OPA-C4020	CBL-NTWK-0892-OPC05	Omni-Path, QSFP28, passive copper cable, .5M	.5M
	CBL-NTWK-0892-OPC10	Omni-Path, QSFP28, passive copper cable, 1M	1M
	CBL-NTWK-0892-OPC15	Omni-Path, QSFP28, passive copper cable, 1.5M	1.5M
	CBL-NTWK-0892-OPC20	Omni-Path, QSFP28, passive copper cable, 2M	2M
	CBL-NTWK-0892-OPC30	Omni-Path, QSFP28, passive copper cable, 3M	3M
	CBL-NTWK-0892-OPF30L	Omni-Path, QSFP28, active fiber cable, 3M	3M
	CBL-NTWK-0892-OPF50L	Omni-Path, QSFP28, active fiber cable, 5M	5M
Blade Switch Model	Part Number	Description	Length
SBM-25G-P10 / MBM-25G-P20	CBL-NTWK-0988-Q28M3	Ethernet 100GbE/QSFP28 to 4x 25GbE/SFP28, passive, 3 meters, 30AWG	3M (split)
	CBL-NTWK-0988-Q28M5	Ethernet 100GbE/QSFP28 to 4x 25GbE/SFP28, passive, 5 meters, 26AWG	5M (split)
	CBL-NTWK-0721	Ethernet, 40GbE/QSFP+ to 4x 10GbE/SFP+, passive, 5 meters, 25AWG	5M (split)
	CBL-NTWK-0942-MQ28C30M	Ethernet QSFP28, 100GbE, passive, LSZH, 3 meters	5M
	CBL-NTWK-0943-SQ28C50M	Ethernet QSFP28, 100GbE, passive, LSZH, 5 meters	5M
	CBL-NTWK-0942-MQ28E50M	InfiniBand, EDR, QSFP28, 100GbE, passive, LSZH, 5 meters	5M
	CBL-NTWK-0422-01	Ethernet, QSFP, 40GbE, passive, 5 meters, 26AWG	5M
	MFA1A00-E030	InfiniBand, EDR, 100GbE QSFP28, Fiber, Active, Pull, 30M, Mellanox	30M
	MFA1A00-C005	Ethernet, 100GbE QSFP28, Fiber, Active, Pull, 5M, Mellanox	5M
	TRX-100GbE-SR4-FIN	Ethernet TXCVR, QSFP28, 100GBASE-SR4, 850nm, MMF, MPO	
	QSFP-40G-UNIV	Ethernet TXCVR, QSFP+, 40GBASE, 1310nm, Arista	

For more details and pricing information, visit store.supermicro.com/cable/networking.html




Chassis Management Modules (CMM)

Supporting MicroBlade® and New Generation SuperBlade

- Centralized remote management
 - Server Blades, Power Supplies, Cooling Fans, Switches
- Management tools
 - **IPMIView**: CLI, Web-based GUI
 - **CMM**: Enclosure Monitoring
 - **SSM**: Blade Enclosure and Rack
 - **Utilities**: SMCIPMITOOL for CMM and IPMICFG for IPMI
- Redundancy and Fail-over
- IPMI 2.0 and Redfish compliant, with KVM over LAN / KVM over IP
- Virtual Media Over LAN (Virtual USB Floppy/CD and Drive Redirection)
- LAN Alert-SNMP Trap
- Event Log
- Hardware Health Monitor
- Supports RMCP & RMCP+ Protocols



MBM-CMM-FIO
Support Front I/O Ports on Enclosures



MBM-CMM-FIO-V
Signed firmware

Power Supply Modules

Supporting MicroBlade® and New Generation SuperBlade®



Model	PWS-2K21A-BR	PWS-2K01A-BR	PWS-2K02D-BR
Output	2200W/2090W/1980W/1800W/1200W	2000W/1980W/1800W/1000W	1600W/2000W
Type	Redundant Module (N+1 or N+N)	Redundant Module (N+1 or N+N)	Redundant Module (N+1 or N+N)
+12V	<ul style="list-style-type: none"> • 183.33A (2200W) • 174.17A (2090W) • 165A (1980W) • 150A (1800W) • 100A (1200W) 	<ul style="list-style-type: none"> • 166.7A (2000W) • 165A (1980W) • 150A (1800W) • 83.3A (1000W) 	<ul style="list-style-type: none"> • 166.7A (2000W) • 133.3A (1600W)
12V _{SB}	2A	4.2A	4.2A
PFC	Yes	Yes	No
Peak Efficiency	Titanium Level (96%+ efficiency)	Titanium Level (96%+ efficiency)	92%+ efficiency
Input Range	<ul style="list-style-type: none"> • 100-127V (1200W) • 200-220V (1800W) • 220-230V (1980W) • 230-240V (2090W) • 200-220V (2090W for UL & cUL) • 220-240V (2200W for UL & cUL) 	<ul style="list-style-type: none"> • 100-127V (1000W) • 200-220V (1800W) • 220-230V (1980W) • 230-240V (2000W) • 200-240V (2000W for UL & cUL) 	<ul style="list-style-type: none"> • -40 to -44Vdc (1600W) • -44 to -66Vdc (2000W)
Operating Conditions	<ul style="list-style-type: none"> • Temp: 0 to 50°C • Humidity: 5 to 95% RH 	<ul style="list-style-type: none"> • Temp: 0 to 50°C • Humidity: 5 to 95% RH 	<ul style="list-style-type: none"> • Temp: 0 to 50°C • Humidity: 5 to 95% RH

Product Naming Convention

SuperBlade® Enclosures

SBE-	8	2	0	J	B	-	4	2	2
Prefix	1st	2nd	3rd	4th	5th		6th	7th	8th

Character (Set)	Representation	Options
Prefix	Product Type	SBE = SuperBlade® Enclosure
1st	Form Factor	4 = 4U enclosure 6 = 6U enclosure 8 = 8U enclosure
2nd & 3rd	Number of Blades	10 = 10 blades 14 = 14 blades 20 = 20 blades
4th	Enclosure Type	E = Enterprise J = 25/10/1G Ethernet C = EDR IB / Omni Path support H = HDR IB L = TCO Optimized
5th	Battery Backup	B = Battery Backup Enable
6th	# of Power Supplies	8 = Eight Power Supplies 6 = Six Power Supplies 4 = Four Power Supplies 2 = Two Power Supplies
7th & 8th	Power Supply (Watt)	20 = 2000W 22 = 2200W
9th	DC Power Supply	D = DC Power Supply

Example: 822 = 8x 2200W / 422 = 4x 2200W / 222 = 2x 2200W

SuperBlade® Servers (X10, X11, H12)

SBI-	4	1	2	9	P	-	T	3	N
Prefix	1st	2nd	3rd	4th	5th		6th	7th	8th

Character (Set)	Representation	Options
Prefix	Product Type	SBI = SuperBlade® supporting Intel CPU SBA = SuperBlade® supporting AMD CPU
1st	Blade Height	4 = 4U enclosure 6 = 6U enclosure 8 = 8U enclosure
2nd	Max # of Blades per row	1 = 10 4 = 14
3rd	# of CPUs per Blade	1 2 4
4th	Blade Generation	9 = X11 (Xeon Scalable) 8 = X10 (Xeon E5-2600 v4/v3) 4 or 9 = H12 (AMD EPYC)
5th	Socket *Supplemental Info	P = Socket P (Intel) R = Socket R (Intel) S = Socket SP3 (AMD EPYC 7000 series) M = Mehlow (Intel) W = Intel Xeon W-32xx *G = GPU
6th	Storage Interface	C = SAS3 T = SATA3
7th	# of Hot-Plug Bays	2 = Two 2.5" 3 = Three 2.5" 4 = Four 2.5" 6 = Six 2.5" 8 = Eight 2.5"
8th	NVMe Support or Networking Type	N = NVMe Support X = 10GbE

SuperBlade® System

SBS-	820H	-	420
Prefix	1st		2nd

Character (Set)	Representation	Options
Prefix	Product Type	SBS = SuperBlade® System
1st	Enclosure Type	820H 314E <i>* See SuperBlade/MicroBlade® Enclosure naming rules for details</i>
2nd	Server Type	420P 4114S 6119M 6219M <i>* See SuperBlade/MicroBlade® Server naming rules for details</i>

SuperBlade® Modules

SBM-	IBS	-	H4020
Prefix	1st		2nd

Character (Set)	Representation	Options
Prefix	Product Type	SBM = SuperBlade® Module
1st	SBM Module Initials	GEP = Gigabit Pass-Thru Switch IBS = InfiniBand Switch OPA = Omni Path Switch 25G = 25G Ethernet Switch X2C+ = Layer 2/3 Ethernet X3S+ = Layer 2/3 Ethernet X10SM = Layer 2/3 10Gb Ethernet F8X45M = Converged with FCoE
2nd	SBM Description	T20 = 20x 1G Pass-Thru 002 = 14x 1G Pass-Thru 002M = 10G Pass-Thru Ethernet F3616M = 20 4x FDR Q3616M = 20 4x QDR E3616M = 20 4x EDR H4020 = 24x 100G HDR C4020 = 24x 100G OPA P10 = 25G Pass-Thru Module 100 = 25G Ethernet

SuperBlade® Servers (X12)

SBI-	4	2	0	P	-	1	T	3	N
Prefix	1st	2nd	3rd	4th		5th	6th	7th	8th

Character (Set)	Representation	Options
Prefix	Product Type	SBI = SuperBlade® supporting Intel CPU
1st	Blade Height	4 = 4U enclosure 6 = 6U enclosure 8 = 8U enclosure
2nd	Number of Blades	1 2
3rd	Blade Generation	0 = X12
4th	Socket per Platform	P = Socket P+ (Intel)
5th	# of Blades per row	1 = 10 4 = 14
6th	Storage Interface	C = SAS3 T = SATA3
7th	# of Hot-plug Drive Bays	2 = Two 2.5" 3 = Three 2.5"
8th	NVMe Support	N = NVMe Support

Product Naming Convention

MicroBlade® Enclosures

MBE-	6	2	8	E	B	-	4	2	2	D
Prefix	1st	2nd	3rd	4th	5th		6th	7th	8th	9th

Character (Set)	Representation	Options
Prefix	Product Type	SBE = SuperBlade® Enclosure
1st	Form Factor	3 = 3U enclosure 6 = 6U enclosure
2nd & 3rd	Number of Blades	28 = 28 blades 14 = 14 blades
4th	Enclosure Type	E = Enterprise
5th	Battery Backup	B = Battery Backup Enable
6th	# of Power Supplies	8 = Eight Power Supplies 6 = Six Power Supplies 4 = Four Power Supplies 2 = Two Power Supplies
7th & 8th	Power Supply (Watt)	20 = 2000W 22 = 2200W
9th	DC Power Supply	D = DC Power Supply

SuperBlade® Servers (X10/X11)

MBI-	6	2	1	8	G	-	T	4	1	X
Prefix	1st	2nd	3rd	4th	5th		6th	7th	8th	9th

Character (Set)	Representation	Options
Prefix	CPU Vendor	MBI = MicroBlade® supporting Intel CPU
1st	Blade Height	3 = 3U enclosure 6 = 6U enclosure
2nd	# of Nodes per Server	1 2 4
3rd	# of CPUs per Blade	1 2
4th	Blade Generation	9 = X11 (Xeon Scalable) 8 = X10 (Xeon E5-2600 v4/v3) G = Xeon E3 series R = Xeon E5 series M = Xeon E-2100/2200 series B = Xeon D-2100 series
5th	Socket Generation	T = SATA C = SAS
6th	Storage Interface	T = SATA3 C = SAS3
7th	# of Hot-Plug Bays	2 = two 2.5" or 3.5" 4 = four 2.5"
8th	SOC CPU Type	41 = SOC Xeon D-1541 (X10) 41 = SOC Xeon D-2141 (X11) 81 = SOC Xeon D-1581 7L = SOC Xeon E3-1578L v5 8H = SOC Xeon E3-1585 v5 63 = Xeon D-2163 83 = Xeon D-2183
9th	NVMe Support or Networking Type	N = NVMe Support X = 10GbE connection

MicroBlade® Modules

MBM-	XEM	-	002+
Prefix	1st		2nd

Character (Set)	Representation	Options
Prefix	Product Type	MBM = MicroBlade® Modules
1st	MBM Module Initials	CMM = Chassis Management Module GEM = 1 Gigabit Ethernet Switch XEM = 10 Gigabit Ethernet Switch
2nd	SBM Description	001 = (XEM) Intel Based Layer 2 001 = (CMM) DB9 Console Port 002 = Broadcom Based Layer 2 002+ = Broadcom Based Layer 2 + RJ45 004 = Broadcom Based Gigabit Layer 2 100 = Marvell Based 10 Gigabit FIO = Front I/O FIO-V = Front I/O (signed FW)

MicroBlade® Servers (X12)

MBI-	3	1	0	T	-	4	T	2	N
Prefix	1st	2nd	3rd	4th		5th	6th	7th	8th

Character (Set)	Representation	Options
Prefix	CPU Vendor	MBI = MicroBlade® supporting Intel CPU
1st	Blade Height	3 = 3U enclosure 6 = 6U enclosure
2nd	# of CPUs per Blade	1 2
3rd	Blade Generation	T = Tatlow
4th	Socket Generation	1 = 10 4 = 14
5th	Max # of Blades per row	T = SATA3 C = SAS3
6th	Storage Interface	T = SATA3 C = SAS3
7th	# of Hot Plug Bays	2 = two 2.5"
8th	NVMe Support	N = NVMe Support

MicroBlade® System

MBS-	314E	-	6199M
Prefix	1st		2nd

Character (Set)	Representation	Options
Prefix	Product Type	MBS = MicroBlade® System
1st	Enclosure Type	• 820H • 314E <i>* See SuperBlade/MicroBlade® Enclosure naming rules for details</i>
2nd	Server Type	• 420P • 4114S • 6119M • 6219M <i>* See SuperBlade/MicroBlade® Server naming rules for details</i>



Global Expansion

Providing Greater Economies of Scale and Accelerated Support to Data Center, Cloud Computing, AI, Enterprise IT, Hadoop/Big Data, HPC, 5G, Hyperscale, and Embedded Solutions Customers Worldwide

Worldwide Headquarters San Jose, California, USA



America

- Supermicro's Headquarters expansion: Over 1.5 million square foot **Green Computing Park** in San Jose, California signals the company's increasing leadership in the IT industry
- One of the largest high-tech R&D, manufacturing, and business hubs in Silicon Valley
- East coast sales and service office



APAC

- Supermicro's Asia Science and Technology Park is a key milestone in the company's growth as a true global leader in the development of advanced, power saving computing technologies



EMEA

- Supermicro's system integration facility and services in The Netherlands serves the dynamic, rapidly growing EMEA market with localized supply and time-to-market advantages

Supermicro Worldwide

Worldwide Headquarters

Super Micro Computer, Inc.
980 Rock Avenue, San Jose, CA 95131 USA
Tel: +1-408-503-8000
Fax: +1-408-503-8008
General Info: Marketing@Supermicro.com
Tech Support: Support@Supermicro.com
Webmaster: Webmaster@Supermicro.com

European Branch

Super Micro Computer, B.V.
Het Sterrenbeeld 28, 5215 ML,
's-Hertogenbosch, The Netherlands
Tel: +31-73-640-0390
Fax: +31-73-641-6525
General Info: Sales@Supermicro.nl
Support: [Support:Support_Europe@supermicro.com](mailto:Support_Europe@supermicro.com)

Taiwan Office

Super Micro Computer, Inc.
3F., No.150, Jian 1st Rd., Zhonghe Dist.,
New Taipei City 235, Taiwan (R.O.C.)
Tel: +886-2-8226-3990
Fax: +886-2-8226-3992
Support: [Support:Support@Supermicro.com.tw](mailto:Support@Supermicro.com.tw)

Beijing, China Office

Super Micro Computer, Inc.
Suite 1208 JiaHua Building D
Shangdi, Haidian District,
Beijing, China 100085
Tel: +86-10-62969165
E-mail: Sales-CN@supermicro.com

Japan Office

Supermicro Japan
21F Shibuya Infos Tower, 20-1,
Sakuragaoka-cho, Shibuya-Ku, Tokyo,
150-0031 Japan
Tel: +81-3-5728-5196
Fax: +81-3-5728-5197
Sales inquiry: Sales_Inquiry_JP@Supermicro.com
Tech Support: Support_Japan@Supermicro.com

U.S. East Coast Office

Super Micro Computer, Inc.
525 Washington Blvd, 20th Floor
Jersey City, NJ 07310 USA
General Info: Marketing@Supermicro.com

U.K. Sales Office

Super Micro Computer, B.V.
77 New Cavendish Street,
The Harley Building,
London, W1W 6XB
Tel: +31-73-640-0390 Ext. 2800
General Info: Sales@Supermicro.nl
Support: [Support:Support_Europe@supermicro.com](mailto:Support_Europe@supermicro.com)

Supermicro Science & Technology Park

Super Micro Computer, Inc.
No.1899, Xingfeng Rd., Bade Dist.,
Taoyuan City 334, Taiwan (R.O.C.)
Tel: +886-2-8226-3990
Fax: +886-3-362-8266
Support: [Support:Support@Supermicro.com.tw](mailto:Support@Supermicro.com.tw)

Shanghai, China Office

Super Micro Computer, Inc.
Room 1604, No 398, North Caoxi Road,
HuiZhi Building, Xuhui District,
Shanghai, China 200030
Tel: +86-21-61152558
Tech Support: +86-21-61152556
E-mail: Sales-CN@supermicro.com
Support: support-cn@supermicro.com

Better

Better Performance
Per Watt and Per Dollar



Faster

First-to-Market Innovation with the Highest
Performance Server Designs



Greener

Reduced Environmental
Impact and Lower TCO



Worldwide Headquarters

Super Micro Computer, Inc.
980 Rock Ave.
San Jose, CA 95131, USA
Tel: +1-408-503-8000
Fax: +1-408-503-8008
E-mail: Marketing@Supermicro.com

EMEA Headquarters

Super Micro Computer, B.V.
Het Sterrenbeeld 28, 5215 ML,
's-Hertogenbosch, The Netherlands
Tel: +31-73-640-0390
Fax: +31-73-641-6525
E-mail: Sales_Europe@supermicro.com

APAC Headquarters

Super Micro Computer, Taiwan Inc.
3F, No. 150, Jian 1st Rd., Zhonghe Dist.,
New Taipei City 235, Taiwan
Tel: +886-2-8226-3990
Fax: +886-2-8226-3991
E-mail: Marketing@Supermicro.com.tw

www.supermicro.com

©Super Micro Computer, Inc. Specifications subject to change without notice. All other brands and names are the property of their respective owners. All logos, brand names, campaign statements and product images contained herein are copyrighted and may not be reprinted and/or reproduced, in whole or in part, without express written permission by Supermicro Corporate Marketing.

MKT-0002-12/2021-R28

