



Huawei AirEngine 5773-23HW Access Point Datasheet

Product Overview

Huawei AirEngine 5773-23HW is a next-generation wall plate access point (AP) in compliance with Wi-Fi 7 (802.11be). It can simultaneously provide services on 2.4 GHz (2x2 MIMO) and 5 GHz (2x2 MIMO) frequency bands, supporting a total of 4 spatial streams and achieving a device rate of up to 3.57 Gbps. The AP is empowered by brand-new Wi-Fi 7 technologies, significantly enhancing users' wireless network experience. Additionally, it supports hybrid cables and simplified architecture solution, facilitating flexible deployment and saving customer investment. These strengths make the AirEngine 5773-23HW ideal for indoor coverage scenarios such as dormitories and hotels.



AirEngine 5773-23HW

- Provides services simultaneously on both the 2.4 GHz (2x2) and 5 GHz (2x2) frequency bands, at a rate of up to 689 Mbps at 2.4 GHz, 2.88 Gbps at 5 GHz, and 3.57 Gbps for the device.
- Has built-in smart antennas that automatically adjust the coverage direction and signal strength based on the intelligent switchover algorithm. Such capability enables the AP to flexibly adapt to the application environment changes, providing accurate and stable coverage as STAs move.
- Supports external IoT expansion for protocols, such as ZigBee and RFID, through its USB port*.
- Allows for Bluetooth serial interface-based O&M through built-in Bluetooth and CloudCampus APP.
- Supports Fit and cloud management working modes, and enables Huawei cloud management platform to manage and operate APs and services on the APs, reducing network O&M costs.

NOTE

- Features marked with asterisks (*) can be implemented through software upgrade.

Feature Descriptions

Wi-Fi 7 (802.11be) standard

Wi-Fi 7 (802.11be) is the next-generation Wi-Fi standard to be launched, also known as IEEE 802.11be or extremely high throughput (EHT). Based on Wi-Fi 6, Wi-Fi 7 introduces technologies such as 320 MHz bandwidth, 4096-quadrature amplitude modulation (QAM), multi-resource unit (RU), multi-link operation (MLO), enhanced multi-user multiple-input multiple-output (MU-MIMO), and multi-AP coordination. Drawing on these cutting-edge technologies, Wi-Fi 7 delivers a higher data transmission rate and lower latency than Wi-Fi 6. The throughput of Wi-Fi 7 networks is expected to increase to more than 30 Gbps, about three times that of Wi-Fi 6.

Wi-Fi 7 vs. Wi-Fi 6

Based on the Wi-Fi 6 standard, Wi-Fi 7 introduces a plurality of new technologies. The following compares Wi-Fi 6 and Wi-Fi 7.

	Wi-Fi 6	Wi-Fi 7
IEEE standard	802.11ax	802.11be
Maximum transmission rate	9.6 Gbps	23 Gbps
Frequency band	2.4 GHz, 5 GHz, 6 GHz (Wi-Fi 6E)	2.4 GHz, 5 GHz, and 6 GHz
Security protocol	WPA3	WPA3
Channel bandwidth	20 MHz, 40 MHz, 80 MHz, 160 MHz, 80+80 MHz	Up to 320 MHz
Modulation mode	1024-QAM OFDMA	4096-QAM OFDMA

NOTE

- The maximum transmission rate of the picture is the maximum rate of a single radio. It is 5 GHz radio for Wi-Fi 6, while it is 6 GHz radio for Wi-Fi 7.

New Features in Wi-Fi 7

Wi-Fi 7 aims to increase the WLAN throughput to over 30 Gbps and provide low-latency access assurance. To achieve this goal, the standard defines modifications to both the physical layer (PHY) and MAC layer. Compared with Wi-Fi 6, Wi-Fi 7 brings the following technical innovations:

Multi-RU*

- In Wi-Fi 6, each user can send or receive frames only on the RUs allocated to them, which greatly limits the flexibility of spectrum resource scheduling. To resolve this problem and further improve spectrum efficiency, Wi-Fi 7 defines a mechanism for allocating multiple RUs to a single user. To balance the implementation complexity and spectrum utilization, the standard specifications impose certain restrictions on RU combination. That is, small RUs (containing fewer than 242 tones) can be combined only with small RUs, and large RUs (containing greater than or equal to 242 tones) can be combined only with large RUs. Small RUs and large RUs cannot be combined together.

Higher-Order 4096-QAM

- The highest order modulation supported by Wi-Fi 6 is 1024-QAM, which allows each modulation symbol to carry up to 10 bits. To further improve the rate, Wi-Fi 7 introduces 4096-QAM so that each modulation symbol can carry 12 bits. With the same coding scheme, 4096-QAM in Wi-Fi 7 can achieve a 20% rate increase compared with 1024-QAM in Wi-Fi 6.

Multi-Link Mechanism

- To efficiently utilize all available spectrum resources, the TGbe defines multi-link aggregation technologies, including the MAC architecture of enhanced multi-link aggregation, multi-link channel access, and multi-link transmission.

Multi-AP Coordination*

- In the current 802.11 protocol framework, there is not much coordination between APs. Common WLAN functions, such as automatic radio calibration and smart roaming, are vendor-defined features. Multi-AP coordination aims to optimize channel selection and adjust loads between APs to achieve efficient utilization and balanced allocation of radio resources. Coordinated scheduling between multiple APs in Wi-Fi 7 involves inter-cell coordinated planning in the time and frequency domains, inter-cell interference coordination, and distributed MIMO. This reduces interference between APs and greatly improves the utilization of air interface resources.
- Multi-AP coordination can be implemented in various methods, such as coordinated orthogonal frequency division multiple access (C-OFDMA), coordinated spatial reuse (CSR), coordinated beamforming (CBF), and joint transmission (JXT).

Wi-Fi 7 Application Scenarios

New functions introduced by Wi-Fi 7 will significantly improve the data transmission rate and deliver lower latency. These highlights will contribute to the development of emerging applications:

- Video stream
- Video/Voice conference
- Online gaming
- Real-time collaboration
- Cloud/Edge computing
- Industrial IoT
- Immersive AR/VR
- Interactive telemedicine

Basic Specifications

Fit AP Mode

Item	Description
WLAN features	<p>Compliance with IEEE 802.11be and compatibility with IEEE 802.11a/b/g/n/ac/ax</p> <p>Maximum ratio combining (MRC)</p> <p>Space time block code (STBC)</p> <p>Cyclic Delay Diversity (CDD)/Cyclic Shift Diversity (CSD)</p> <p>Beamforming</p> <p>Multi-user multiple-input multiple-output (MU-MIMO)</p> <p>Orthogonal frequency division multiple access (OFDMA)</p> <p>Compliance with 4096-quadrature amplitude modulation (QAM) and compatibility with 1024-QAM, 256-QAM, 64-QAM, 16-QAM, 8-QAM, quadrature phase shift keying (QPSK), and binary phase shift keying (BPSK)</p> <p>Low-density parity-check (LDPC)</p> <p>Frame aggregation, including A-MPDU (Tx/Rx) and A-MSDU (Tx/Rx)</p> <p>802.11 dynamic frequency selection (DFS)</p> <p>Short guard interval (GI) in 20 MHz, 40 MHz, 80 MHz and 160 MHz modes</p> <p>Wi-Fi multimedia (WMM) for priority mapping and scheduling</p> <p>WLAN channel management and channel rate adjustment</p> <p>Automatic channel scanning and interference avoidance</p> <p>NOTE</p> <p>For detailed management channels, see the <i>Country Codes & Channels Compliance</i>.</p> <p>Service set identifier (SSID) hiding configuration for each AP, supporting Chinese SSIDs</p> <p>Signal sustain technology (SST)</p> <p>Unscheduled automatic power save delivery (U-APSD)</p> <p>Control and Provisioning of Wireless Access Points (CAPWAP) in Fit AP mode</p>

Item	Description
	<p>Automatic onboarding in Fit AP mode</p> <p>Extended Service Set (ESS) in Fit AP mode</p> <p>Multi-user call admission control (CAC)</p> <p>Advanced cellular coexistence (ACC), minimizing the impact of interference from cellular networks</p> <p>802.11k and 802.11v smart roaming</p> <p>802.11r fast roaming (≤ 50 ms)</p>
Network features	<p>Compliance with IEEE 802.3ab</p> <p>Auto-negotiation of the rate and duplex mode and automatic switchover between the Media Dependent Interface (MDI) and Media Dependent Interface Crossover (MDI-X)</p> <p>Compliance with IEEE 802.1Q</p> <p>SSID-based VLAN assignment</p> <p>Uplink VLAN trunks on Ethernet ports</p> <p>Management channel of the AP's uplink port in tagged and untagged mode</p> <p>DHCP client, obtaining IP addresses through DHCP</p> <p>Tunnel data forwarding and direct data forwarding</p> <p>STA isolation in the same VLAN</p> <p>IP access control lists (ACLs)</p> <p>Link Layer Discovery Protocol (LLDP)</p> <p>Service holding upon CAPWAP link disconnection in Fit AP mode</p> <p>Unified authentication on the AC in Fit AP mode</p> <p>AC dual-link backup in Fit AP mode</p> <p>Telemetry in Fit AP mode, quickly collecting AP status and application experience parameters</p>
QoS features	<p>WMM power saving</p> <p>Priority mapping for upstream packets and flow-based mapping for downstream packets</p> <p>Queue mapping and scheduling</p> <p>User-based bandwidth limiting</p> <p>Adaptive bandwidth management (automatic bandwidth adjustment based on the user quantity and radio environment) to improve user experience</p> <p>Airtime scheduling</p> <p>Air interface HQoS scheduling</p>
Security features	<p>Open system authentication</p> <p>WEP authentication/encryption using a 64-bit, 128-bit, 152-bit or 192-bit encryption key</p> <p>WPA2-PSK authentication and encryption (WPA2-Personal)</p> <p>WPA2-802.1X authentication and encryption (WPA2-Enterprise)</p> <p>WPA3-SAE authentication and encryption (WPA3-Personal)</p> <p>WPA3-802.1X authentication and encryption (WPA3-Enterprise)</p>

Item	Description
	<p>WPA-WPA2 hybrid authentication</p> <p>WPA2-WPA3 hybrid authentication</p> <p>WPA2-PPSK authentication and encryption in Fit AP mode</p> <p>WAPI authentication and encryption</p> <p>Wireless intrusion detection system (WIDS) and wireless intrusion prevention system (WIPS), including rogue device detection and containment, attack detection and dynamic blacklist, and STA/AP blacklist and whitelist</p> <p>802.1X authentication, MAC address authentication, and Portal authentication</p> <p>DHCP snooping</p> <p>802.11w Protected Management Frames (PMF)</p>
Maintenance features	<p>Unified management and maintenance on the AC in Fit AP mode</p> <p>Automatic onboarding, automatic configuration loading, and plug-and-play (PnP) in Fit AP mode</p> <p>Automatic batch upgrade in Fit AP mode</p> <p>STelnet using SSHv2</p> <p>SFTP using SSHv2</p> <p>Remote wireless O&M through the Bluetooth serial interface</p> <p>System status alarm</p>

Cloud-based Management Mode

Item	Description
WLAN features	<p>Compliance with IEEE 802.11be and compatibility with IEEE 802.11a/b/g/n/ac/ax</p> <p>Maximum ratio combining (MRC)</p> <p>Space time block code (STBC)</p> <p>Cyclic Delay Diversity (CDD)/Cyclic Shift Diversity (CSD)</p> <p>Beamforming</p> <p>Multi-user multiple-input multiple-output (MU-MIMO)</p> <p>Orthogonal frequency division multiple access (OFDMA)</p> <p>Compliance with 4096-quadrature amplitude modulation (QAM) and compatibility with 1024-QAM, 256-QAM, 64-QAM, 16-QAM, 8-QAM, quadrature phase shift keying (QPSK), and binary phase shift keying (BPSK)</p> <p>Low-density parity-check (LDPC)</p> <p>Frame aggregation, including A-MPDU (Tx/Rx) and A-MSDU (Tx/Rx)</p> <p>802.11 dynamic frequency selection (DFS)</p> <p>Short guard interval (GI) in 20 MHz, 40 MHz, 80 MHz, and 160 MHz modes</p> <p>Priority mapping and packet scheduling based on a Wi-Fi Multimedia (WMM) profile to implement priority-based data processing and forwarding</p>

Item	Description
	<p>WLAN channel management and channel rate adjustment</p> <p>NOTE</p> <p>For detailed management channels, see the <i>Country Codes & Channels Compliance</i>.</p> <p>Automatic channel scanning and interference avoidance</p> <p>Service set identifier (SSID) hiding configuration for each AP, supporting Chinese SSIDs Signal sustain technology (SST)</p> <p>Unscheduled automatic power save delivery (U-APSD)</p> <p>Automatic AP onboarding</p> <p>802.11k and 802.11v smart roaming</p> <p>802.11r fast roaming (≤ 50 ms)</p> <p>Advanced cellular coexistence (ACC), minimizing the impact of interference from cellular networks</p>
Network features	<p>Compliance with IEEE 802.3ab</p> <p>Auto-negotiation of the rate and duplex mode and automatic switchover between the Media Dependent Interface (MDI) and Media Dependent Interface Crossover (MDI-X)</p> <p>Compliance with IEEE 802.1Q</p> <p>SSID-based VLAN assignment</p> <p>DHCP client, obtaining IP addresses through DHCP</p> <p>STA isolation in the same VLAN</p> <p>IP access control lists (ACLs)</p> <p>Unified authentication on the cloud management platform</p> <p>Network address translation (NAT)</p> <p>Telemetry, quickly collecting AP status and application experience parameters</p>
QoS features	<p>WMM power saving</p> <p>Priority mapping for upstream packets and flow-based mapping for downstream packets</p> <p>Queue mapping and scheduling</p> <p>User-based bandwidth limiting</p> <p>Adaptive bandwidth management (automatic bandwidth adjustment based on the user quantity and radio environment) to improve user experience</p> <p>Airtime scheduling</p> <p>Air interface HQoS scheduling</p>
Security features	<p>Open system authentication</p> <p>WPA2-PSK authentication and encryption (WPA2-Personal)</p> <p>WPA2-802.1X authentication and encryption (WPA2-Enterprise)</p> <p>WPA3-SAE authentication and encryption (WPA3-Personal)</p> <p>WPA3-802.1X authentication and encryption (WPA3-Enterprise)</p> <p>WPA-WPA2 hybrid authentication</p> <p>WPA2-WPA3 hybrid authentication</p>

Item	Description
	802.1X authentication, MAC address authentication, and Portal authentication DHCP snooping
Maintenance features	Unified management and maintenance on the cloud management platform Automatic AP onboarding and configuration loading, and plug-and-play (PnP) Batch upgrade STelnet using SSHv2 SFTP using SSHv2 Remote wireless O&M through the Bluetooth console port Real-time configuration monitoring and fast fault locating using the NMS System status alarm Network Time Protocol (NTP)

Technical Specifications

Item	Description	
Technical specifications	Dimensions (height x width x depth)	160 mm x 86 mm x 38 mm (6.30 in. x 3.39 in. x 1.50 in.)
	Port type	1 x 1000M/2.5GE optical port 4 x 10M/100M/1GE electrical port 1 x USB port NOTE <ul style="list-style-type: none"> The 2.5GE optical port supports the hybrid cable (optical fiber for data transmission through LC interface, copper wire for power supply through additional Phoenix connector).
	Bluetooth	BLE 5.2
	LED indicator	Indicates the power-on, startup, running, alarm, and fault states of the system.
Power specifications	Power input	<ul style="list-style-type: none"> DC: 12 V \pm 10% PoE power supply: in compliance with 802.3at/af NOTE <ul style="list-style-type: none"> When 802.3af power is supplied, the AP will operate with restrictions, for example the USB port is unavailable, and the details refer to the Info-Finder.
	Maximum power consumption	<ul style="list-style-type: none"> 14.2 W (excluding USB) NOTE <ul style="list-style-type: none"> The actual maximum power consumption depends on local laws and regulations.

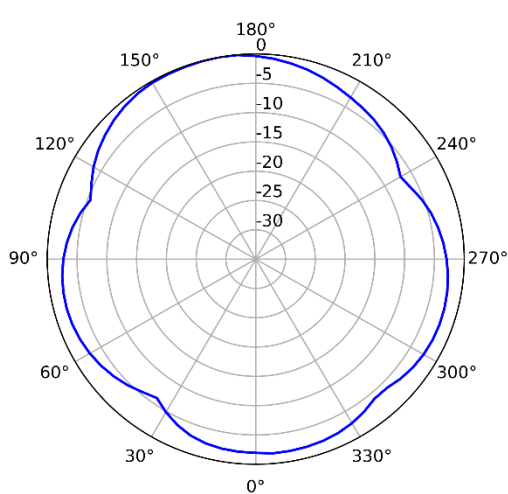
Item	Description	
Environmental specifications	Operating temperature	0°C to 40°C (32°F to 104°F)
	Storage temperature	-40°C to +70°C (-40°F to +158°F)
	Operating humidity	5% to 95% (non-condensing)
	Altitude	-60 m to +5000 m (-196.85 ft to +16404.20 ft)
	Atmospheric pressure	53 kPa to 106 kPa
Radio specifications	Antenna type	Built-in smart antennas
	Antenna gain	AirEngine 5773-23HW: 2.4 GHz: 3 dBi 5 GHz: 3 dBi
	Maximum number of SSIDs for each radio	16
	Maximum transmit power	2.4 GHz: 23 dBm (combined power) 5 GHz: 23 dBm (combined power) NOTE The actual transmit power depends on local laws and regulations.

Standards Compliance

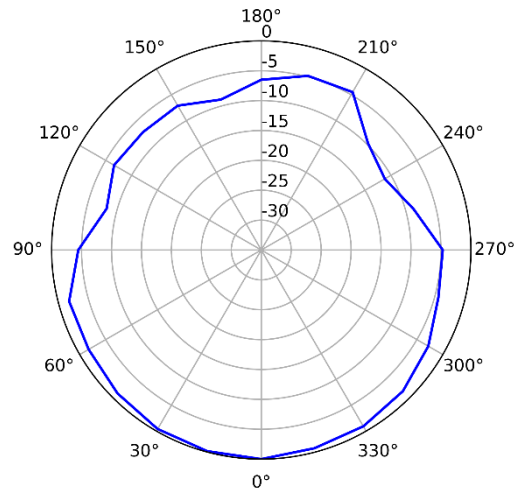
Item	Description		
Safety standards	<ul style="list-style-type: none"> • UL 60950-1 • EN 60950-1 • IEC 60950-1 	<ul style="list-style-type: none"> • UL 62368-1 • EN 62368-1 • IEC 62368-1 	<ul style="list-style-type: none"> • GB 4943.1 • CAN/CSA 22.2 No.60950-1
Radio standards	<ul style="list-style-type: none"> • ETSI EN 300 328 	<ul style="list-style-type: none"> • ETSI EN 301 893 	<ul style="list-style-type: none"> • AS/NZS 4268
EMC standards	<ul style="list-style-type: none"> • EN 301 489-1 • EN 301 489-17 • EN 60601-1-2 • EN 55024 • EN 55032 • EN 55035 	<ul style="list-style-type: none"> • GB 9254 • GB 17625.1 • GB 17625.2 • AS/NZS CISPR32 • CISPR 24 • CISPR 32 • CISPR 35 	<ul style="list-style-type: none"> • IEC/EN61000-4-2 • IEC/EN 61000-4-3 • IEC/EN 61000-4-4 • IEC/EN 61000-4-5 • IEC/EN61000-4-6 • ICES-003
IEEE standards	<ul style="list-style-type: none"> • IEEE 802.11a/b/g • IEEE 802.11n 	<ul style="list-style-type: none"> • IEEE 802.11h • IEEE 802.11d 	<ul style="list-style-type: none"> • IEEE 802.11v • IEEE 802.11w

Item	Description		
	<ul style="list-style-type: none"> • IEEE 802.11ac • IEEE 802.11ax • IEEE 802.11be 	<ul style="list-style-type: none"> • IEEE 802.11e • IEEE 802.11k 	<ul style="list-style-type: none"> • IEEE 802.11r
Security standards	<ul style="list-style-type: none"> • 802.11i, Wi-Fi Protected Access (WPA), WPA2, WPA2-Enterprise, WPA2-PSK, WPA3, WAPI • 802.1X • Advanced Encryption Standards (AES), Temporal Key Integrity Protocol (TKIP), WEP, Open • EAP Type(s) 		
EMF	<ul style="list-style-type: none"> • EN 62311 	<ul style="list-style-type: none"> • EN 50385 	
RoHS	<ul style="list-style-type: none"> • Directive 2002/95/EC & 2011/65/EU • (EU)2015/863 		
Reach	<ul style="list-style-type: none"> • Regulation 1907/2006/EC 		
WEEE	<ul style="list-style-type: none"> • Directive 2002/96/EC & 2012/19/EU 		

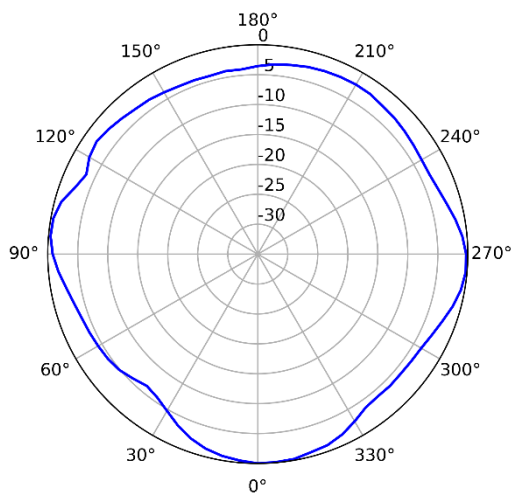
Antennas Pattern



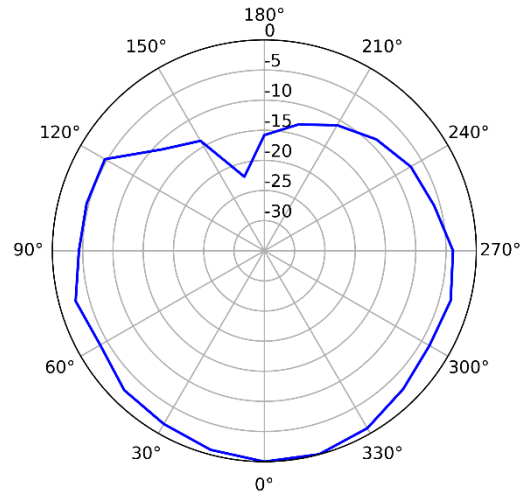
2.4GHz (Horizontal)



2.4GHz (Vertical)



5GHz (Horizontal)



5GHz (Vertical)

More Information

For more information about Huawei WLAN products, visit <http://e.huawei.com> or contact Huawei's local sales office. Alternatively, you can contact us through one of the following methods:

- Global service hotline: <http://e.huawei.com/en/service-hotline>
- Enterprise technical support website: <http://support.huawei.com/enterprise/>
- Service email address for enterprise users: support_e@huawei.com

Copyright © Huawei Technologies Co., Ltd. 2024. All rights reserved.

No part of this document may be reproduced or transmitted in any form or by any means without prior written consent of Huawei Technologies Co., Ltd.

Trademarks and Permissions



HUAWEI and other Huawei trademarks are trademarks of Huawei Technologies Co., Ltd.

All other trademarks and trade names mentioned in this document are the property of their respective holders.

Notice

The purchased products, services and features are stipulated by the contract made between Huawei and the customer. All or part of the products, services and features described in this document may not be within the purchase scope or the usage scope. Unless otherwise specified in the contract, all statements, information, and recommendations in this document are provided "AS IS" without warranties, guarantees or representations of any kind, either express or implied.

The information in this document is subject to change without notice. Every effort has been made in the preparation of this document to ensure accuracy of the contents, but all statements, information, and recommendations in this document do not constitute a warranty of any kind, express or implied.

Huawei Technologies Co., Ltd.

Address: Huawei Industrial Base
Bantian, Longgang
Shenzhen 518129
People's Republic of China

Website: <https://www.huawei.com>

Email: support@huawei.com